



GIEWS Country Brief The Republic of Haiti

Reference Date: 22-May-2023

FOOD SECURITY SNAPSHOT

- Heightened violence and protracted economic crisis continue to affect food security
- Planted area to 2023 main maize and paddy crops expected at below-average level
- Cereal imports anticipated at low levels in 2022/23
- Prices of staple food items higher year-on-year in March 2023

Heightened violence and protracted economic crisis continue to affect food security

A sharp [deterioration](#) of the security situation since June 2021 has severely affected livelihoods and reduced availability of food. According to the [Data in Emergencies Monitoring \(DIEM\) brief published by FAO in March 2023](#), more than half of the crop producers reported difficulty in selling their harvests, primarily due to insecurity. Gangs have gained control of major roads that connect the capital and to other parts of the country, reducing the supply of food and fuel, and constraining access to markets and to basic services. Amid the political instability, the security situation is [likely to deteriorate](#), with a detrimental impact on the food security situation.

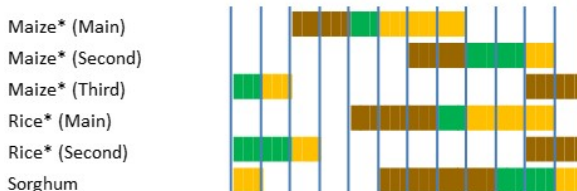
The annual inflation rate in 2023 is forecast at a very high level of [44.5 percent](#), marking the eighth consecutive year of double-digit inflation, further diminishing the already weak purchasing power of households. The heightened insecurity has hindered public and private investments. The weakening of the national currency also contributed to elevated inflation, given the high reliance on imports. In April 2023, the gourde has lost 46 percent of its value against the US dollar compared to one year earlier.

According to the latest Integrated Food Security Phase Classification (IPC) analysis, the number of people facing acute food insecurity (IPC Phase 3 [Crisis] or above) is estimated at a record of 4.9 million (49 percent of the analysed population) in the March-June 2023 period, up from the 4.5 million in the same period in 2022. Food insecurity has been worsening since 2018, reflecting the sustained economic downturn, natural disasters and below-average agricultural production, compounded by surging gang violence.

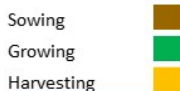
Haiti

Crop Calendar

(*major foodcrop)

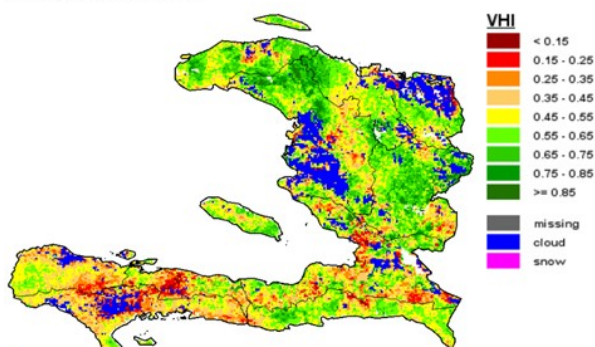


Lean period



Haiti - Vegetation Health Index (VHI)

Dekad 1, May 2023



Planted area to 2023 main maize and paddy crops expected at below-average level

Planting of the 2023 main season maize and paddy crops is nearing completion with some delay due to the late onset of seasonal rains. Some regions (Great South) experienced episodes of drought when the rainy season had started and crop growth had begun. In other areas, precipitation amounts improved in April, high temperatures and below-average rainfall amounts resulted in poor vegetation conditions across the country (VHI map). Planted area of maize and paddy crops is expected to remain at below-average levels, due to the adverse weather conditions at planting, but also by the low availability of seeds and the high costs of agricultural inputs and fuel.

Weather forecasts indicate average to above-average rainfall amounts and high temperatures in the June-August period. Although abundant rains are generally favourable for crop development, the combination with the elevated temperatures may cause pest infestations and thus, a close monitoring is required. The 2023 Atlantic hurricane season, which lasts from June to November, is forecast to be more active than average. If a hurricane makes a landfall, torrential rains and strong winds could damage standing crops, affecting livelihoods of farmers and reducing the availability of food.

Cereal imports anticipated at low levels in 2022/23

The cereal imports for the 2022/23 marketing year (July/June), mostly wheat and rice for food consumption, are anticipated at low levels due to the country's low financial capacity to face high international commodity prices with the weakening of the gourde. Higher year-on-year export prices of rice in the United States of America, the country's main supplier, have curbed domestic demand.

Prices of staple food items higher year-on-year in March 2023

Prices of local maize meal and black beans generally rose during the first three months of 2023, reflecting seasonally low availabilities. Prices of the two staple crops were well above their year-earlier levels in March, due to tight supplies from the below-average 2022 production, high transport costs and difficult access to markets. Prices of rice have been mostly on the rise throughout 2022 and first months of 2023, following upward trends in prices of imported rice. The sustained weakening of the gourde provided additional upward pressure on prices of imported food items, such as rice, wheat flour and vegetable oil. In general, food prices were at high levels, with the annual food inflation rate estimated at 48 percent in February 2023.

Disclaimer: The designations employed and the presentation of material in this information product do not imply the expression of any opinion whatsoever on the part of FAO concerning the legal status of any country, territory, city or area or of its authorities, or concerning the delimitation of its frontiers or boundaries.

Haiti

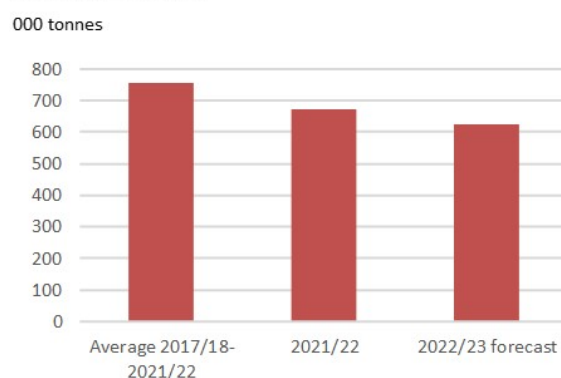
Cereal Production

	2018-2022 average	2022	2023 forecast	change 2023/2022
	000 tonnes			percent
Maize	201	185	180	-2.7
Rice (paddy)	164	140	136	-2.9
Sorghum	15	15	15	0.0
Total	380	340	331	-2.6

Note: Percentage change calculated from unrounded data.

Haiti

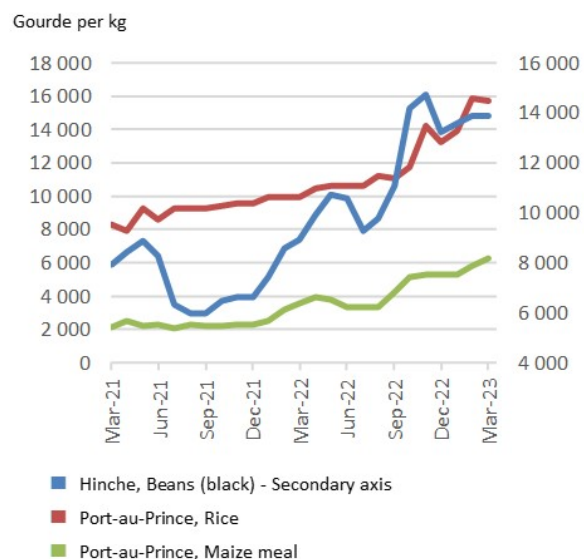
Cereals Imports



Note: Includes rice in milled terms. Split years refers to individual crop marketing years (for rice, calendar year of second year shown).

Haiti

Selected retail prices



This brief was prepared using the following data/tools:

FAO/GIEWS Country Cereal Balance Sheet (CCBS) <https://www.fao.org/giews/data-tools/en/>.

FAO/GIEWS Food Price Monitoring and Analysis (FPMA) Tool <https://fpma.fao.org/>.

FAO/GIEWS Earth Observation for Crop Monitoring <https://www.fao.org/giews/earthobservation/>.

Integrated Food Security Phase Classification (IPC) <https://www.ipcinfo.org/>.



GIEWS Country Brief Haiti

Reference Date: 12-August-2022

FOOD SECURITY SNAPSHOT

- **Surging violence, political stalemate and protracted economic crisis continue to affect food security**
- **Output of 2022 main maize and paddy crops expected at below-average level**
- **Cereal import requirements forecast near-average levels in 2022/23**
- **Prices of staple food well above year-earlier levels in June**

Surging violence, political stalemate and protracted economic crisis continue to affect food security

A sharp [deterioration](#) of the security situation since June 2021 has severely affected livelihoods and provision of humanitarian assistance, with a detrimental impact on food security outcomes. Violent clashes between armed gangs hampered households' access to markets and health, and education services in the capital. In the South, the blockage of road connecting southern areas with Port-au-Prince, which has lasted for more than a year, has reduced the supply of food and fuel as well as constrained access to basic services. Amid the political deadlock, the security situation is [likely to deteriorate](#), further limiting access to food and affecting livelihoods. In addition, reduced access to humanitarian assistance, due to a [shortfall](#) in humanitarian funding and [increasing costs](#) of delivery of assistance, poses further threats.

According to the latest IPC analysis, the number of people facing acute food insecurity (IPC Phase 3 [Crisis] or above) was estimated at a record of 4.5 million (45 percent of the population) in the March-June 2022 period, up from the 4.4 million in the same period in 2021. Food insecurity has been worsening since 2018, reflecting the sustained economic downturn and below-average agricultural production, compounded by surging gang violence and political instability.

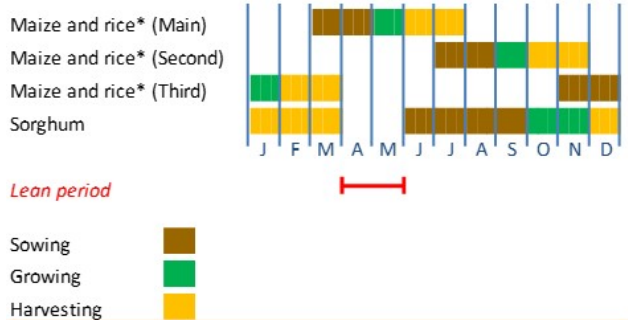
Output of 2022 main maize and paddy crops expected at below-average level

Harvesting of the 2022 main season maize and rice crops was completed in July and production is expected at a below-average level. Following a timely onset of seasonal rains in April, precipitation amounts reduced to a below-average level in the May-June period and affected crop yields. In the key cereal producing department of Artibonite, accumulated rainfall between

Haiti

Crop Calendar

(*major foodcrop)



Source: FAO/GIEWS, FEWSNET.

Sources: FAO/GIEWS, FEWSNET should be FEWS NET.

Haiti

Cereal Production

	2017-2021 average	2021	2022 forecast	change 2022/2021
	000 tonnes			percent
Maize	218	200	185	-7.5
Rice (paddy)	171	155	140	-10.0
Sorghum	17	18	15	-16.7
Total	407	373	340	-9.0

Note: percentage change calculated from unrounded data.

Source: FAO/GIEWS Country Cereal Balance Sheet.

May and June were 20 percent below the long-term average, reducing availability of irrigation water for paddy.

The planted area to the main season crops was estimated to remain at a low level, mainly due to costly and scarce agricultural inputs.

An increase in rainfall in the last dekad of July partially restored soil moisture deficits and aided land preparation of the 2022 minor second season, although more precipitation is needed to carry out normal planting operations. Weather forecast points to [near-average](#) precipitation in the August-October period, with favourable effects on crop yields. However, the low availability of seeds and other agricultural inputs remains a concern for the second cropping season, which accounts for about 40 and 20 percent of the annual paddy and maize production, respectively.

Cereal import requirements forecast near-average levels in 2022/23

The cereal import requirements for the 2022/23 marketing year (July/June), mostly wheat and rice for food consumption, are forecast at near-average levels. Despite expectations of below-average harvests, imports are likely to be constrained by the financial capacity, given elevated international commodity prices. Higher year-on-year export prices in the United States of America, the country's main cereal supplier, are likely to limit domestic demand.

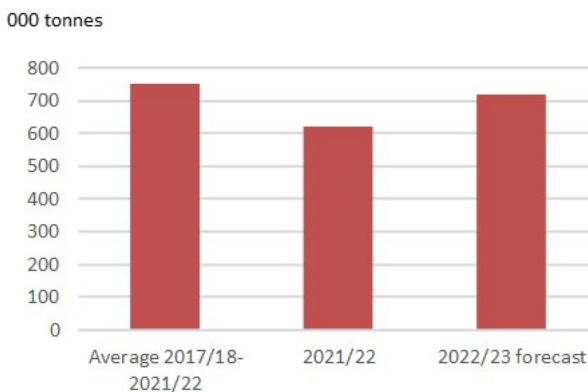
Prices of staple food items well above year-earlier levels in June 2022

Prices of local maize meal sharply rose in the first four months of 2022 in the capital, Port-au-Prince, reflecting the reduced access to markets amidst surging violence, exacerbated by seasonally low availabilities. Prices declined in June on account of improved supplies from the main season harvest, but remained well above their year-earlier levels. Prices of black beans have been on the rise since October 2021 and were more than 30 percent higher year on year in June 2022. Similarly, prices of mostly imported rice increased overall in 2022, following upward trends in export prices of the United States of America, from where most of the rice imports originate. The sustained weakening of the Haitian gourde, which lost about 25 percent of its value in June 2022 over the last 12 months, provided additional upward pressure on prices of imported items, including food. In general, inflation is expected to maintain its double-digit trajectory for the seventh consecutive year in 2022, further diminishing the already weak purchasing power of households.

Disclaimer: The designations employed and the presentation of material in this information product do not imply the expression of any opinion whatsoever on the part of FAO concerning the legal status of any country, territory, city or area or of its authorities, or concerning the delimitation of its frontiers or boundaries.

Haiti

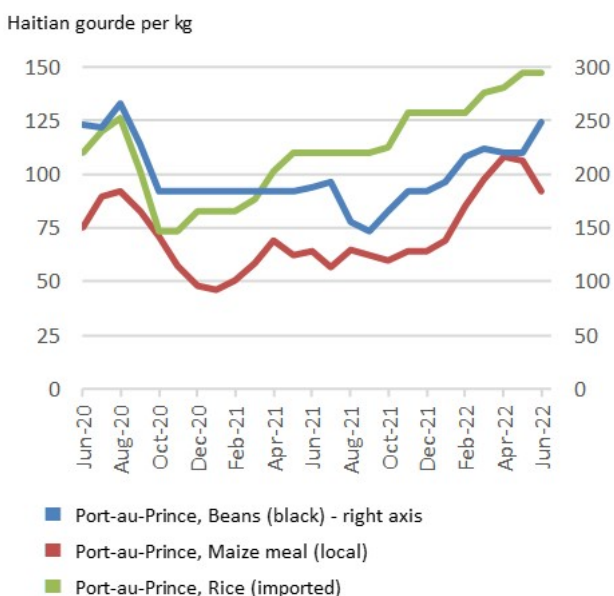
Cereals Imports



Notes: Includes rice in milled terms. Split year refers to individual crop marketing years (for rice, calendar year of second year shown).
Source: FAO/GIEWS Country Cereal Balance Sheets.

Haiti

Selected retail prices



Source: FAO/GIEWS Food Price Monitoring and Analysis Tool.



GIEWS Country Brief Haiti

Reference Date: 12-August-2022

FOOD SECURITY SNAPSHOT

- **Surging violence, political stalemate and protracted economic crisis continue to affect food security**
- **Output of 2022 main maize and paddy crops expected at below-average level**
- **Cereal import requirements forecast near-average levels in 2022/23**
- **Prices of staple food well above year-earlier levels in June**

Surging violence, political stalemate and protracted economic crisis continue to affect food security

A sharp [deterioration](#) of the security situation since June 2021 has severely affected livelihoods and provision of humanitarian assistance, with a detrimental impact on food security outcomes. Violent clashes between armed gangs hampered households' access to markets and health, and education services in the capital. In the South, the blockage of road connecting southern areas with Port-au-Prince, which has lasted for more than a year, has reduced the supply of food and fuel as well as constrained access to basic services. Amid the political deadlock, the security situation is [likely to deteriorate](#), further limiting access to food and affecting livelihoods. In addition, reduced access to humanitarian assistance, due to a [shortfall](#) in humanitarian funding and [increasing costs](#) of delivery of assistance, poses further threats.

According to the latest IPC analysis, the number of people facing acute food insecurity (IPC Phase 3 [Crisis] or above) was estimated at a record of 4.5 million (45 percent of the population) in the March-June 2022 period, up from the 4.4 million in the same period in 2021. Food insecurity has been worsening since 2018, reflecting the sustained economic downturn and below-average agricultural production, compounded by surging gang violence and political instability.

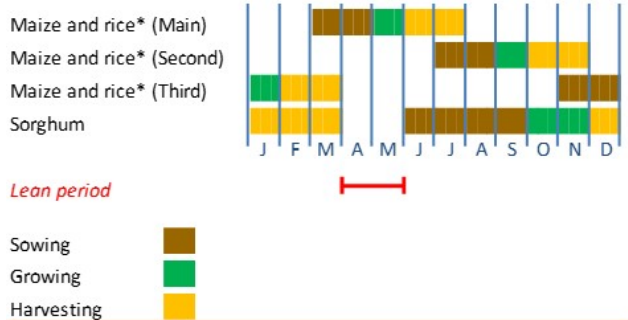
Output of 2022 main maize and paddy crops expected at below-average level

Harvesting of the 2022 main season maize and rice crops was completed in July and production is expected at a below-average level. Following a timely onset of seasonal rains in April, precipitation amounts reduced to a below-average level in the May-June period and affected crop yields. In the key cereal producing department of Artibonite, accumulated rainfall between

Haiti

Crop Calendar

(*major foodcrop)



Source: FAO/GIEWS, FEWSNET.

Sources: FAO/GIEWS, FEWSNET should be FEWS NET.

Haiti

Cereal Production

	2017-2021 average	2021	2022 forecast	change 2022/2021
	000 tonnes			percent
Maize	218	200	185	-7.5
Rice (paddy)	171	155	140	-10.0
Sorghum	17	18	15	-16.7
Total	407	373	340	-9.0

Note: percentage change calculated from unrounded data.

Source: FAO/GIEWS Country Cereal Balance Sheet.

May and June were 20 percent below the long-term average, reducing availability of irrigation water for paddy.

The planted area to the main season crops was estimated to remain at a low level, mainly due to costly and scarce agricultural inputs.

An increase in rainfall in the last dekad of July partially restored soil moisture deficits and aided land preparation of the 2022 minor second season, although more precipitation is needed to carry out normal planting operations. Weather forecast points to [near-average](#) precipitation in the August-October period, with favourable effects on crop yields. However, the low availability of seeds and other agricultural inputs remains a concern for the second cropping season, which accounts for about 40 and 20 percent of the annual paddy and maize production, respectively.

Cereal import requirements forecast near-average levels in 2022/23

The cereal import requirements for the 2022/23 marketing year (July/June), mostly wheat and rice for food consumption, are forecast at near-average levels. Despite expectations of below-average harvests, imports are likely to be constrained by the financial capacity, given elevated international commodity prices. Higher year-on-year export prices in the United States of America, the country's main cereal supplier, are likely to limit domestic demand.

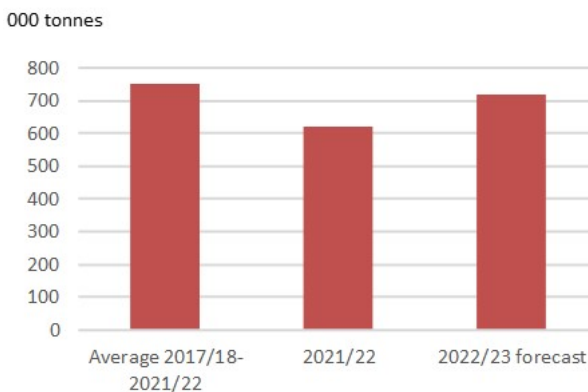
Prices of staple food items well above year-earlier levels in June 2022

Prices of local maize meal sharply rose in the first four months of 2022 in the capital, Port-au-Prince, reflecting the reduced access to markets amidst surging violence, exacerbated by seasonally low availabilities. Prices declined in June on account of improved supplies from the main season harvest, but remained well above their year-earlier levels. Prices of black beans have been on the rise since October 2021 and were more than 30 percent higher year on year in June 2022. Similarly, prices of mostly imported rice increased overall in 2022, following upward trends in export prices of the United States of America, from where most of the rice imports originate. The sustained weakening of the Haitian gourde, which lost about 25 percent of its value in June 2022 over the last 12 months, provided additional upward pressure on prices of imported items, including food. In general, inflation is expected to maintain its double-digit trajectory for the seventh consecutive year in 2022, further diminishing the already weak purchasing power of households.

Disclaimer: The designations employed and the presentation of material in this information product do not imply the expression of any opinion whatsoever on the part of FAO concerning the legal status of any country, territory, city or area or of its authorities, or concerning the delimitation of its frontiers or boundaries.

Haiti

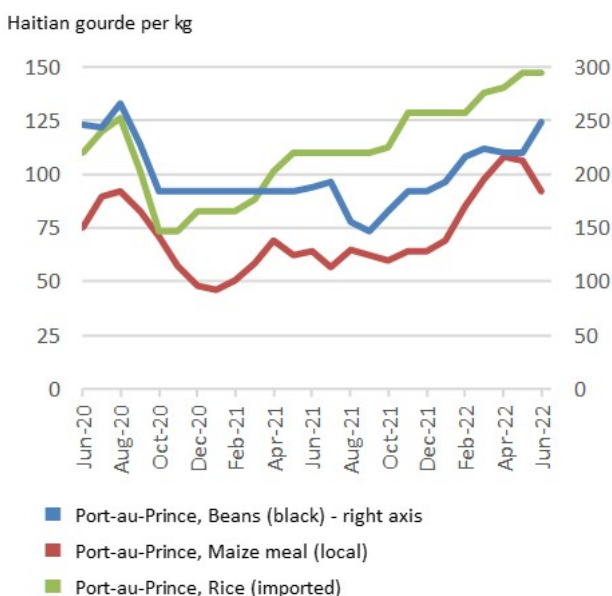
Cereals Imports



Notes: Includes rice in milled terms. Split year refers to individual crop marketing years (for rice, calendar year of second year shown).
Source: FAO/GIEWS Country Cereal Balance Sheets.

Haiti

Selected retail prices



Source: FAO/GIEWS Food Price Monitoring and Analysis Tool.



GIEWS Country Brief Haiti

Reference Date: 12-August-2022

FOOD SECURITY SNAPSHOT

- **Surging violence, political stalemate and protracted economic crisis continue to affect food security**
- **Output of 2022 main maize and paddy crops expected at below-average level**
- **Cereal import requirements forecast near-average levels in 2022/23**
- **Prices of staple food well above year-earlier levels in June**

Surging violence, political stalemate and protracted economic crisis continue to affect food security

A sharp [deterioration](#) of the security situation since June 2021 has severely affected livelihoods and provision of humanitarian assistance, with a detrimental impact on food security outcomes. Violent clashes between armed gangs hampered households' access to markets and health, and education services in the capital. In the South, the blockage of road connecting southern areas with Port-au-Prince, which has lasted for more than a year, has reduced the supply of food and fuel as well as constrained access to basic services. Amid the political deadlock, the security situation is [likely to deteriorate](#), further limiting access to food and affecting livelihoods. In addition, reduced access to humanitarian assistance, due to a [shortfall](#) in humanitarian funding and [increasing costs](#) of delivery of assistance, poses further threats.

According to the latest IPC analysis, the number of people facing acute food insecurity (IPC Phase 3 [Crisis] or above) was estimated at a record of 4.5 million (45 percent of the population) in the March-June 2022 period, up from the 4.4 million in the same period in 2021. Food insecurity has been worsening since 2018, reflecting the sustained economic downturn and below-average agricultural production, compounded by surging gang violence and political instability.

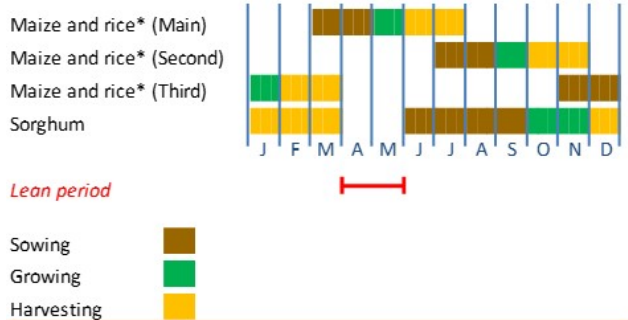
Output of 2022 main maize and paddy crops expected at below-average level

Harvesting of the 2022 main season maize and rice crops was completed in July and production is expected at a below-average level. Following a timely onset of seasonal rains in April, precipitation amounts reduced to a below-average level in the May-June period and affected crop yields. In the key cereal producing department of Artibonite, accumulated rainfall between

Haiti

Crop Calendar

(*major foodcrop)



Source: FAO/GIEWS, FEWSNET.

Sources: FAO/GIEWS, FEWSNET should be FEWS NET.

Haiti

Cereal Production

	2017-2021 average	2021	2022 forecast	change 2022/2021
	000 tonnes			percent
Maize	218	200	185	-7.5
Rice (paddy)	171	155	140	-10.0
Sorghum	17	18	15	-16.7
Total	407	373	340	-9.0

Note: percentage change calculated from unrounded data.

Source: FAO/GIEWS Country Cereal Balance Sheet.

May and June were 20 percent below the long-term average, reducing availability of irrigation water for paddy.

The planted area to the main season crops was estimated to remain at a low level, mainly due to costly and scarce agricultural inputs.

An increase in rainfall in the last dekad of July partially restored soil moisture deficits and aided land preparation of the 2022 minor second season, although more precipitation is needed to carry out normal planting operations. Weather forecast points to [near-average](#) precipitation in the August-October period, with favourable effects on crop yields. However, the low availability of seeds and other agricultural inputs remains a concern for the second cropping season, which accounts for about 40 and 20 percent of the annual paddy and maize production, respectively.

Cereal import requirements forecast near-average levels in 2022/23

The cereal import requirements for the 2022/23 marketing year (July/June), mostly wheat and rice for food consumption, are forecast at near-average levels. Despite expectations of below-average harvests, imports are likely to be constrained by the financial capacity, given elevated international commodity prices. Higher year-on-year export prices in the United States of America, the country's main cereal supplier, are likely to limit domestic demand.

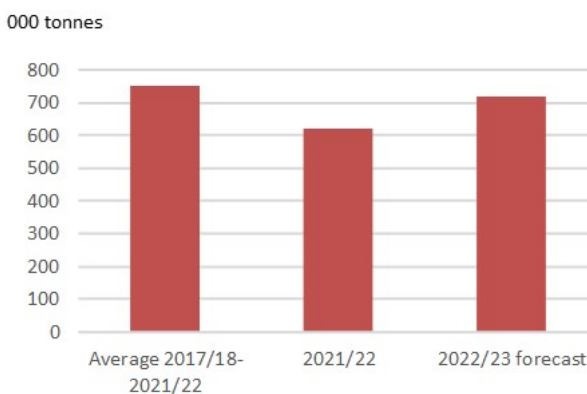
Prices of staple food items well above year-earlier levels in June 2022

Prices of local maize meal sharply rose in the first four months of 2022 in the capital, Port-au-Prince, reflecting the reduced access to markets amidst surging violence, exacerbated by seasonally low availabilities. Prices declined in June on account of improved supplies from the main season harvest, but remained well above their year-earlier levels. Prices of black beans have been on the rise since October 2021 and were more than 30 percent higher year on year in June 2022. Similarly, prices of mostly imported rice increased overall in 2022, following upward trends in export prices of the United States of America, from where most of the rice imports originate. The sustained weakening of the Haitian gourde, which lost about 25 percent of its value in June 2022 over the last 12 months, provided additional upward pressure on prices of imported items, including food. In general, inflation is expected to maintain its double-digit trajectory for the seventh consecutive year in 2022, further diminishing the already weak purchasing power of households.

Disclaimer: The designations employed and the presentation of material in this information product do not imply the expression of any opinion whatsoever on the part of FAO concerning the legal status of any country, territory, city or area or of its authorities, or concerning the delimitation of its frontiers or boundaries.

Haiti

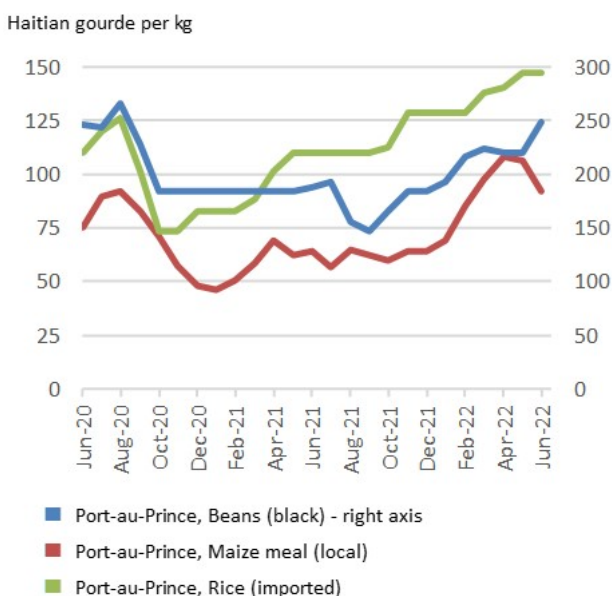
Cereals Imports



Notes: Includes rice in milled terms. Split year refers to individual crop marketing years (for rice, calendar year of second year shown).
Source: FAO/GIEWS Country Cereal Balance Sheets.

Haiti

Selected retail prices



Source: FAO/GIEWS Food Price Monitoring and Analysis Tool.



GIEWS Country Brief Haiti

Reference Date: 12-November-2021

FOOD SECURITY SNAPSHOT

- Output of 2021 second season maize and paddy crops expected at below-average level
- Cereal import requirements forecast to increase in 2021/22
- Prices of rice stable between June and September 2021
- Low food availability and access affect about 4.3 million people

Output of 2021 second season maize and paddy crops expected at below-average level

Harvesting of the 2021 minor second season maize and paddy crops is ongoing and production is expected at a below-average level. This is mainly due to overall below-average rainfall amounts between August and September, which hampered normal crop development (VHI map). Unfavourable production prospects were exacerbated by a series of adverse weather events ([GIEWS Update](#)). In mid-August, a 7.2-magnitude earthquake struck the southern region and caused extensive damages to agricultural and market infrastructures. Two days after, a tropical depression brought heavy rains and strong winds in Sud and Sud-Est departments, triggering flooding and landslides.

Land preparation of the 2021 minor third season has recently started in November. The current soil moisture deficits are likely to be reduced by average precipitation amounts, forecast for the November 2021 to January 2022 period. However, the planted area is anticipated to remain at a below-average level, mainly reflecting costly and scarce agricultural inputs, including seeds and fuel.

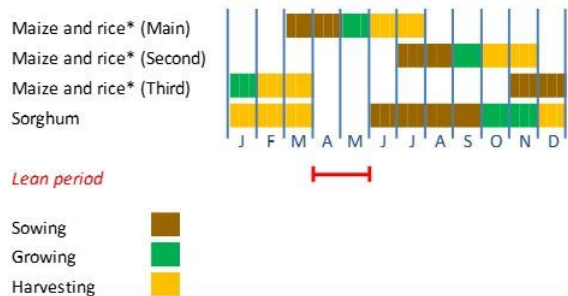
Cereal import requirements forecast to increase in 2021/22

The cereal import requirements for the 2021/22 marketing year (July/June), mostly wheat and rice, are anticipated at a slightly above-average level of 810 000 tonnes. The large import requirements mainly reflect the below-average rice production in 2021 as well as the reduced imports in 2020. The demand for wheat products is forecast at a near-average level, as high international wheat prices are expected to limit the increase in demand.

Haiti

Crop Calendar

(*major foodcrop)



Source: FAO/GIEWS, FEWSNET.

Haiti

Cereal Production

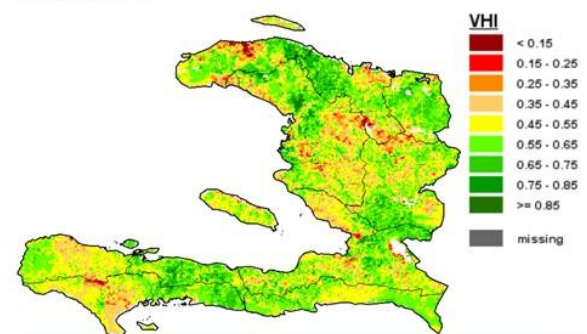
	2016-2020	2020	2021	change
	average	000 tonnes		2021/2020
			forecast	percent
Maize	226	180	175	-2.8
Rice (paddy)	173	172	155	-9.5
Sorghum	18	18	20	11.1
Total	418	370	350	-5.2

Note: percentage change calculated from unrounded data.

Source: FAO/GIEWS Country Cereal Balance Sheet.

Haiti - Vegetation Health Index (VHI)

October 2021



Source: FAO/GIEWS Earth Observation System.

Prices of rice stable between June and September 2021

Prices of maize have generally weakened between May and September in line with seasonal trends. Similarly, prices of black beans started to decrease since August reflecting improved market availabilities from the ongoing harvests. In the disaster-affected southern areas, food assistance reportedly contributed to the weakening of retail demand, adding downward pressure on prices. Prices of imported rice held steady during the June to September period in the capital market reflecting the stable export prices in the United States of America, the major rice supplier to the country. Prices of other imported food items have been reportedly on the rise following the steady depreciation of the national currency, which lost more than 30 percent of its value during the first nine months of 2021. The worsening insecurity and violence reportedly continue to have negative impacts on access to food, especially in urban areas.

Low food availability and access affect about 4.3 million people

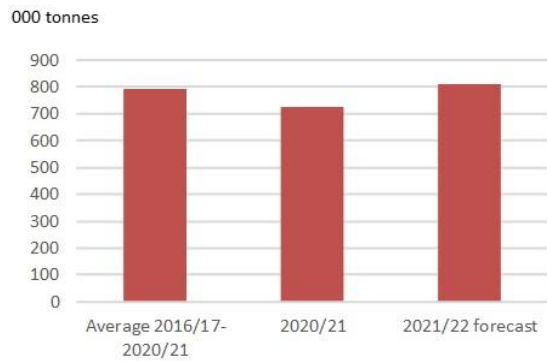
According to the latest Integrated Food Security Phase Classification (IPC) analysis, about 4.3 million people (44 percent of the population analysed) are forecast to be severely food insecure from September 2021 to February 2022. The worst situations are reported in the departments of Nord-Ouest, Centre (the Haut Plateau), Sud and Nippes, which are classified to be in IPC Phase 4 (Emergency).

The country's food security situation has been worsening since 2018 due to a series of factors. The availability of domestically produced staple crops has been reducing during the past four years, affected by frequent natural disasters and the low availability of agricultural inputs. Vulnerable households' access to food has been worsening, constrained by the high level of food prices and declining income-earning opportunities amid the economic downturn. The negative effects of the COVID-19 pandemic further eroded local livelihoods. The reduced mobility of people and commodities due to road blockage and increasing insecurity has contributed to hamper food access. The ongoing political crisis is likely to further stress food security conditions.

Disclaimer: The designations employed and the presentation of material in this information product do not imply the expression of any opinion whatsoever on the part of FAO concerning the legal status of any country, territory, city or area or of its authorities, or concerning the delimitation of its frontiers or boundaries.

Haiti

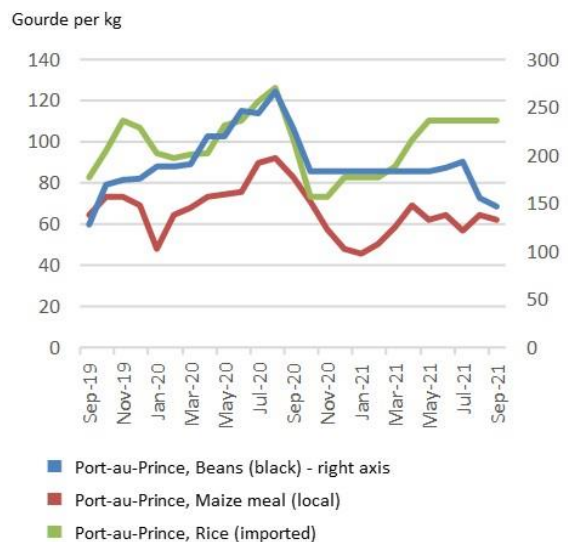
Cereals Imports



Note: Includes rice in milled terms. Split year refers to individual crop marketing years (for rice, calendar year of second year shown).
Source: FAO/GIEWS Country Cereal Balance Sheets.

Haiti

Selected retail prices



Source: FAO/GIEWS Food Price Monitoring and Analysis Tool.



GIEWS Country Brief Haiti

Reference Date: 10-June-2021

FOOD SECURITY SNAPSHOT

- Harvest of 2021 main season maize and paddy crops ongoing
- Cereal production in 2020 estimated at below-average level
- Cereal import requirements anticipated at above-average levels in 2020/21
- Prices of staple food on rising during first four months of 2021
- Low food availability and access affect about 4.4 million people

Harvest of 2021 main season maize and paddy crops ongoing

The harvest of the 2021 main *printemps* season maize and paddy crops has recently started in June. Current crop conditions are generally favourable (NDVI anomaly map) as abundant seasonal rains in March and April favoured crop emergence and development. However, precipitation amounts in May were below average, especially in the minor producing southern and northern areas. Despite favourable weather conditions at planting time, the extent of the area sown was constrained by costly and scarce agricultural inputs. With the aim to increase farmers' access to inputs, the government introduced price ceilings on fertilizers in November 2020 amid the increasing inflation rate. Other efforts to increase crop yields include the inauguration of a hydro-electric dam in the North-East Department in May 2021 and the cleaning of some irrigation canals.

In the July-September period, the weather forecast indicates a high likelihood of above-average precipitation amounts, reducing soil moisture deficit and providing conducive conditions for the 2021 minor *automne* season crops.

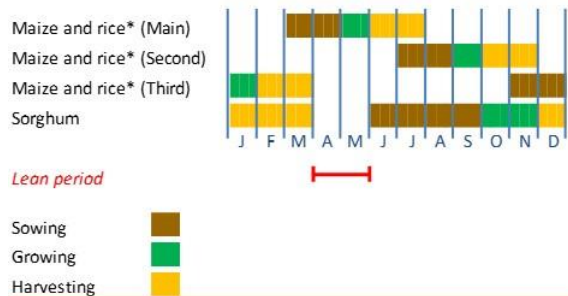
Cereal production in 2020 estimated at below-average level

Although official data is not yet available, the 2020 cereal output is estimated at 370 000 tonnes, nearly 10 percent below the previous five-year average. The low level of production mainly reflects limited precipitation amounts from April to July 2020, which affected the main season maize and paddy crops, and the limited access to seeds and other agricultural inputs due to economic constraints.

Haiti

Crop Calendar

(*major foodcrop)



Source: FAO/GIEWS, FEWSNET.

Haiti

Cereal Production

	2015-2019	2019	2020	change
	average		estimate	2020/2019
000 tonnes				
				percent
Maize	212	195	180	-7.5
Rice (paddy)	165	177	172	-2.9
Sorghum	20	17	18	7.8
Total	397	388	370	-4.8

Note: percentage change calculated from unrounded data.
Source: FAO/GIEWS Country Cereal Balance Sheet.

Cereal import requirements anticipated at above-average levels in 2020/21

The cereal import requirements for the 2020/21 marketing year (July/June), mostly wheat and rice, are anticipated at a slightly above-average level of 830 000 tonnes. The large import requirements mainly reflect the reduced rice production in 2020 and the strong domestic demand for wheat products that are not produced locally.

Prices of staple food rising during first four months of 2021

Prices of mostly imported rice have generally increased from January to April 2021, mainly reflecting the weakening of the currency. After a significant appreciation in October 2020, following interventions by the Central Bank, the Haitian gourde has been depreciating steadily. As of May 2021, the currency lost about 37 percent of its value compared to November 2020. Prices of locally produced maize meal also increased during the four first months of 2021 in line with seasonal trends. By contrast, prices of black beans were generally stable due to abundant supplies from large imports between July 2020 and March 2021.

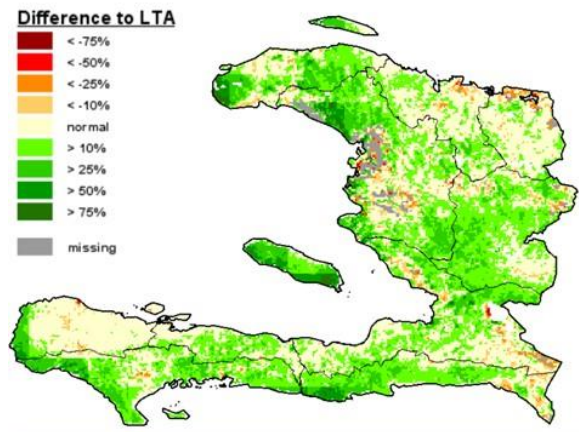
Low food availability and access affect about 4.4 million people

According to the latest Integrated Food Security Phase Classification (IPC) analysis, about 4.4 million people (46 percent of the population analyzed), are forecast to be severely food insecure from March to June 2021. The worst situations are reported in the departments of Nord-Ouest and Sud-Est, which are classified under IPC Phase 4: "Emergency." The high levels of food insecurity reflect the worsening households' access to food, which was constrained by the negative effects of the COVID-19 pandemic, primarily through income and job losses. The low availability of locally produced staple crops and high prices of food items exacerbated the situation. The ongoing socio-political unrest has disrupted market activities, especially in urban areas. Furthermore, the reduced mobility due to road blockage and increasing insecurity has further affected the access to food.

In the Post COVID-19 Economic Recovery Plan 2020-2023, the government aims at lowering the share of the severely food insecure population to 25 percent by 2023. In order to achieve this target, the Plan has several actions to boost food production, including the establishment of new irrigation systems, the modernization of farm equipment and the provision of free and/or subsidized agricultural inputs and extension services.

Haiti - NDVI anomaly

Relative difference to Long Term Average - May 2021

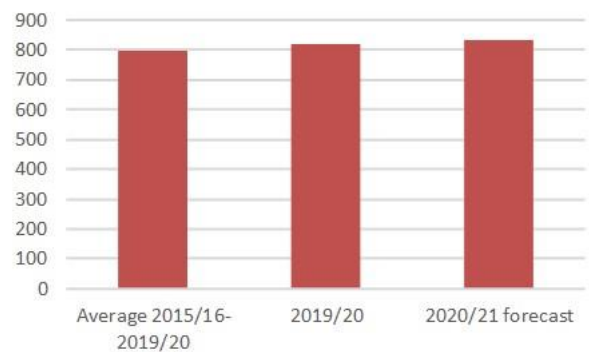


Source: FAO/GIEWS Earth Observation System.

Haiti

Cereals Imports

000 tonnes



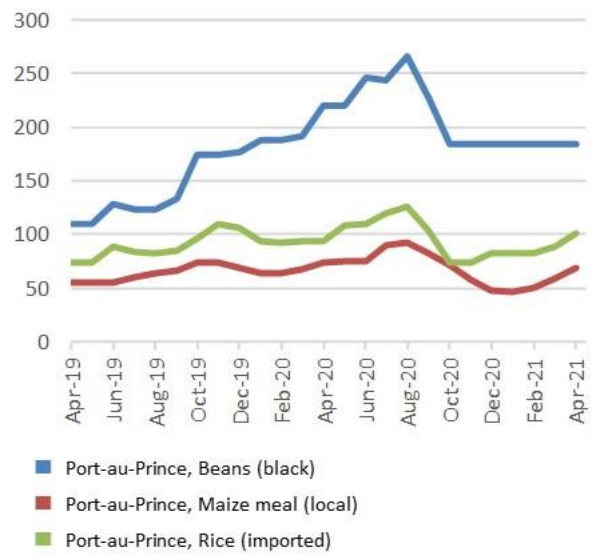
Note: Includes rice in milled terms. Split year refers to individual crop marketing years (for rice, calendar year of second year shown).

Source: FAO/GIEWS Country Cereal Balance Sheets.

Haiti

Selected retail prices

Gourde per kg



Disclaimer: The designations employed and the presentation of material in this information product do not imply the expression of any opinion whatsoever on the part of FAO concerning the legal status of any country, territory, city or area or of its authorities, or concerning the delimitation of its frontiers or boundaries.

Source: FAO/GIEWS Food Price Monitoring and Analysis Tool.



GIEWS Country Brief Haiti

Reference Date: 10-June-2021

FOOD SECURITY SNAPSHOT

- Harvest of 2021 main season maize and paddy crops ongoing
- Cereal production in 2020 estimated at below-average level
- Cereal import requirements anticipated at above-average levels in 2020/21
- Prices of staple food on rising during first four months of 2021
- Low food availability and access affect about 4.4 million people

Harvest of 2021 main season maize and paddy crops ongoing

The harvest of the 2021 main *printemps* season maize and paddy crops has recently started in June. Current crop conditions are generally favourable (NDVI anomaly map) as abundant seasonal rains in March and April favoured crop emergence and development. However, precipitation amounts in May were below average, especially in the minor producing southern and northern areas. Despite favourable weather conditions at planting time, the extent of the area sown was constrained by costly and scarce agricultural inputs. With the aim to increase farmers' access to inputs, the government introduced price ceilings on fertilizers in November 2020 amid the increasing inflation rate. Other efforts to increase crop yields include the inauguration of a hydro-electric dam in the North-East Department in May 2021 and the cleaning of some irrigation canals.

In the July-September period, the weather forecast indicates a high likelihood of above-average precipitation amounts, reducing soil moisture deficit and providing conducive conditions for the 2021 minor *automne* season crops.

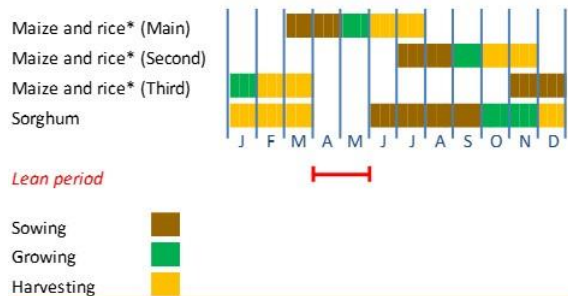
Cereal production in 2020 estimated at below-average level

Although official data is not yet available, the 2020 cereal output is estimated at 370 000 tonnes, nearly 10 percent below the previous five-year average. The low level of production mainly reflects limited precipitation amounts from April to July 2020, which affected the main season maize and paddy crops, and the limited access to seeds and other agricultural inputs due to economic constraints.

Haiti

Crop Calendar

(*major foodcrop)



Source: FAO/GIEWS, FEWSNET.

Haiti

Cereal Production

	2015-2019	2019	2020	change
	average		estimate	2020/2019
000 tonnes				
				percent
Maize	212	195	180	-7.5
Rice (paddy)	165	177	172	-2.9
Sorghum	20	17	18	7.8
Total	397	388	370	-4.8

Note: percentage change calculated from unrounded data.
Source: FAO/GIEWS Country Cereal Balance Sheet.

Cereal import requirements anticipated at above-average levels in 2020/21

The cereal import requirements for the 2020/21 marketing year (July/June), mostly wheat and rice, are anticipated at a slightly above-average level of 830 000 tonnes. The large import requirements mainly reflect the reduced rice production in 2020 and the strong domestic demand for wheat products that are not produced locally.

Prices of staple food rising during first four months of 2021

Prices of mostly imported rice have generally increased from January to April 2021, mainly reflecting the weakening of the currency. After a significant appreciation in October 2020, following interventions by the Central Bank, the Haitian gourde has been depreciating steadily. As of May 2021, the currency lost about 37 percent of its value compared to November 2020. Prices of locally produced maize meal also increased during the four first months of 2021 in line with seasonal trends. By contrast, prices of black beans were generally stable due to abundant supplies from large imports between July 2020 and March 2021.

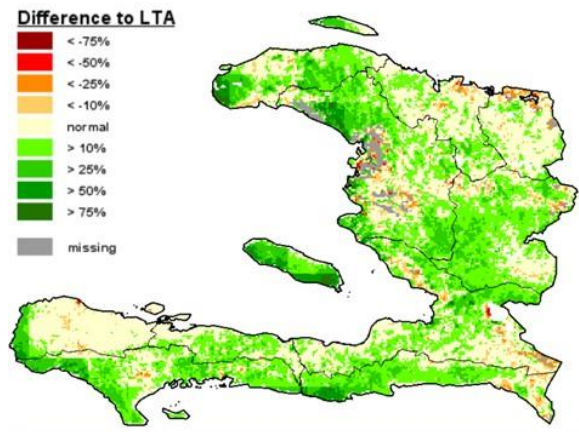
Low food availability and access affect about 4.4 million people

According to the latest Integrated Food Security Phase Classification (IPC) analysis, about 4.4 million people (46 percent of the population analyzed), are forecast to be severely food insecure from March to June 2021. The worst situations are reported in the departments of Nord-Ouest and Sud-Est, which are classified under IPC Phase 4: "Emergency." The high levels of food insecurity reflect the worsening households' access to food, which was constrained by the negative effects of the COVID-19 pandemic, primarily through income and job losses. The low availability of locally produced staple crops and high prices of food items exacerbated the situation. The ongoing socio-political unrest has disrupted market activities, especially in urban areas. Furthermore, the reduced mobility due to road blockage and increasing insecurity has further affected the access to food.

In the Post COVID-19 Economic Recovery Plan 2020-2023, the government aims at lowering the share of the severely food insecure population to 25 percent by 2023. In order to achieve this target, the Plan has several actions to boost food production, including the establishment of new irrigation systems, the modernization of farm equipment and the provision of free and/or subsidized agricultural inputs and extension services.

Haiti - NDVI anomaly

Relative difference to Long Term Average - May 2021

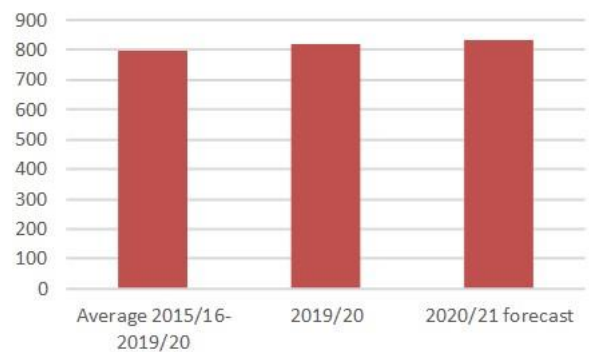


Source: FAO/GIEWS Earth Observation System.

Haiti

Cereals Imports

000 tonnes



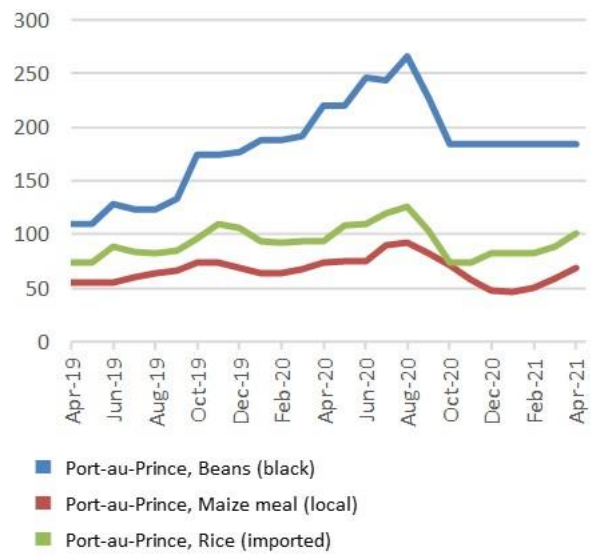
Note: Includes rice in milled terms. Split year refers to individual crop marketing years (for rice, calendar year of second year shown).

Source: FAO/GIEWS Country Cereal Balance Sheets.

Haiti

Selected retail prices

Gourde per kg



Disclaimer: The designations employed and the presentation of material in this information product do not imply the expression of any opinion whatsoever on the part of FAO concerning the legal status of any country, territory, city or area or of its authorities, or concerning the delimitation of its frontiers or boundaries.

Source: FAO/GIEWS Food Price Monitoring and Analysis Tool.



GIEWS Country Brief Haiti

Reference Date: 10-June-2021

FOOD SECURITY SNAPSHOT

- Harvest of 2021 main season maize and paddy crops ongoing
- Cereal production in 2020 estimated at below-average level
- Cereal import requirements anticipated at above-average levels in 2020/21
- Prices of staple food on rising during first four months of 2021
- Low food availability and access affect about 4.4 million people

Harvest of 2021 main season maize and paddy crops ongoing

The harvest of the 2021 main *printemps* season maize and paddy crops has recently started in June. Current crop conditions are generally favourable (NDVI anomaly map) as abundant seasonal rains in March and April favoured crop emergence and development. However, precipitation amounts in May were below average, especially in the minor producing southern and northern areas. Despite favourable weather conditions at planting time, the extent of the area sown was constrained by costly and scarce agricultural inputs. With the aim to increase farmers' access to inputs, the government introduced price ceilings on fertilizers in November 2020 amid the increasing inflation rate. Other efforts to increase crop yields include the inauguration of a hydro-electric dam in the North-East Department in May 2021 and the cleaning of some irrigation canals.

In the July-September period, the weather forecast indicates a high likelihood of above-average precipitation amounts, reducing soil moisture deficit and providing conducive conditions for the 2021 minor *automne* season crops.

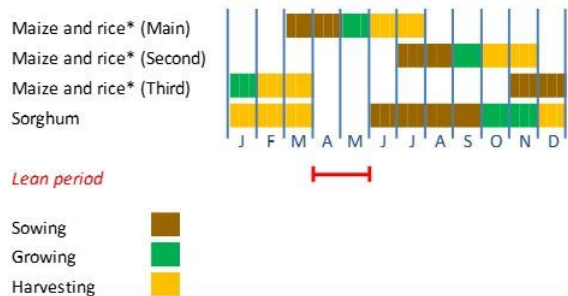
Cereal production in 2020 estimated at below-average level

Although official data is not yet available, the 2020 cereal output is estimated at 370 000 tonnes, nearly 10 percent below the previous five-year average. The low level of production mainly reflects limited precipitation amounts from April to July 2020, which affected the main season maize and paddy crops, and the limited access to seeds and other agricultural inputs due to economic constraints.

Haiti

Crop Calendar

(*major foodcrop)



Source: FAO/GIEWS, FEWSNET.

Haiti

Cereal Production

	2015-2019	2019	2020	change
	average	000 tonnes		2020/2019
			estimate	percent
Maize	212	195	180	-7.5
Rice (paddy)	165	177	172	-2.9
Sorghum	20	17	18	7.8
Total	397	388	370	-4.8

Note: percentage change calculated from unrounded data.
Source: FAO/GIEWS Country Cereal Balance Sheet.

Cereal import requirements anticipated at above-average levels in 2020/21

The cereal import requirements for the 2020/21 marketing year (July/June), mostly wheat and rice, are anticipated at a slightly above-average level of 830 000 tonnes. The large import requirements mainly reflect the reduced rice production in 2020 and the strong domestic demand for wheat products that are not produced locally.

Prices of staple food rising during first four months of 2021

Prices of mostly imported rice have generally increased from January to April 2021, mainly reflecting the weakening of the currency. After a significant appreciation in October 2020, following interventions by the Central Bank, the Haitian gourde has been depreciating steadily. As of May 2021, the currency lost about 37 percent of its value compared to November 2020. Prices of locally produced maize meal also increased during the four first months of 2021 in line with seasonal trends. By contrast, prices of black beans were generally stable due to abundant supplies from large imports between July 2020 and March 2021.

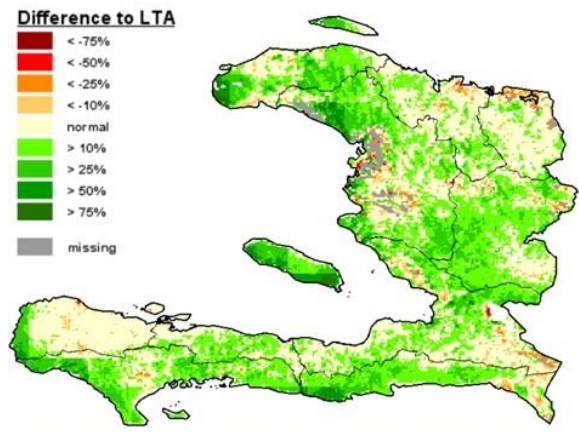
Low food availability and access affect about 4.4 million people

According to the latest Integrated Food Security Phase Classification (IPC) analysis, about 4.4 million people (46 percent of the population analyzed), are forecast to be severely food insecure from March to June 2021. The worst situations are reported in the departments of Nord-Ouest and Sud-Est, which are classified under IPC Phase 4: "Emergency." The high levels of food insecurity reflect the worsening households' access to food, which was constrained by the negative effects of the COVID-19 pandemic, primarily through income and job losses. The low availability of locally produced staple crops and high prices of food items exacerbated the situation. The ongoing socio-political unrest has disrupted market activities, especially in urban areas. Furthermore, the reduced mobility due to road blockage and increasing insecurity has further affected the access to food.

In the Post COVID-19 Economic Recovery Plan 2020-2023, the government aims at lowering the share of the severely food insecure population to 25 percent by 2023. In order to achieve this target, the Plan has several actions to boost food production, including the establishment of new irrigation systems, the modernization of farm equipment and the provision of free and/or subsidized agricultural inputs and extension services.

Haiti - NDVI anomaly

Relative difference to Long Term Average - May 2021

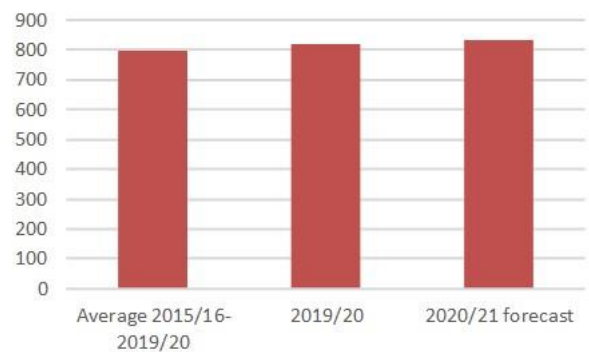


Source: FAO/GIEWS Earth Observation System.

Haiti

Cereals Imports

000 tonnes



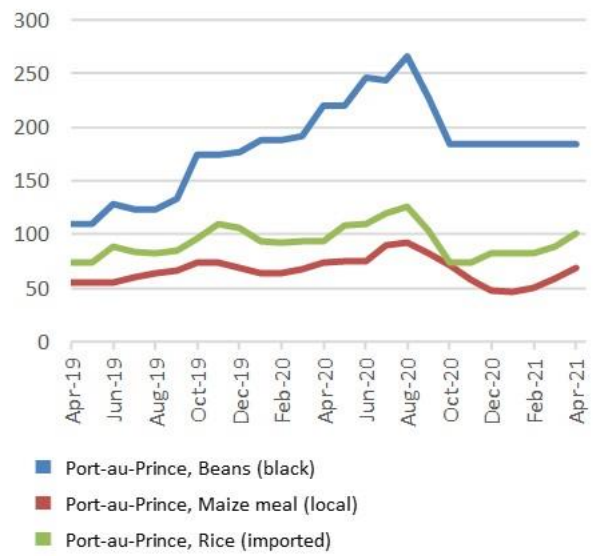
Note: Includes rice in milled terms. Split year refers to individual crop marketing years (for rice, calendar year of second year shown).

Source: FAO/GIEWS Country Cereal Balance Sheets.

Haiti

Selected retail prices

Gourde per kg



Disclaimer: The designations employed and the presentation of material in this information product do not imply the expression of any opinion whatsoever on the part of FAO concerning the legal status of any country, territory, city or area or of its authorities, or concerning the delimitation of its frontiers or boundaries.

Source: FAO/GIEWS Food Price Monitoring and Analysis Tool.



GIEWS Country Brief Haiti

Reference Date: 05-June-2020

FOOD SECURITY SNAPSHOT

- Plantings of 2020 main season expected to decline due to poor access to agricultural inputs and dry weather conditions
- Cereal production in 2019 affected by prolonged dry weather conditions
- Cereal import requirements forecast at average levels in 2019/20
- Prices of staple food higher than year-earlier levels
- Lower availability of food and poor access to food affect more than 4 million people

Plantings of 2020 main season expected to decline due to poor access to agricultural inputs and dry weather conditions

Planting of the 2020 main season maize and bean crops is ongoing and delays were reported across the country due to soil moisture deficits, caused by the irregular and reduced rainfall amounts received during the previous months. During the March-May period, the major producing departments of Artibonite, Ouest and Centre received well below-average rainfall that has resulted in poor vegetation conditions (see VHI map). Yield prospects are likely to improve as weather forecasts point to average precipitation amounts during the June-August period that coincides with the key vegetative and reproductive stages of the main maize crop.

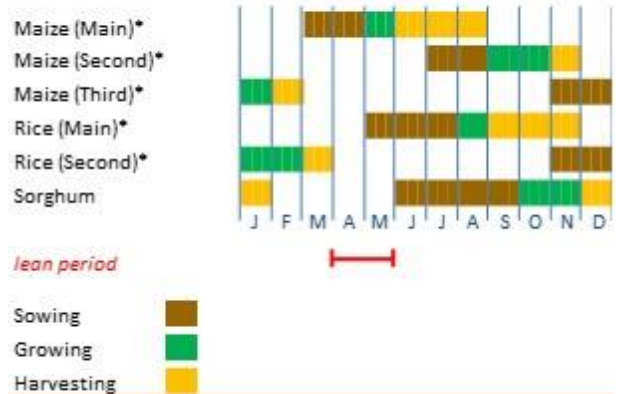
Planting of the main rice season for 2020 is also ongoing in the key producing Artibonite Department at a slow pace due to the limited availability of irrigation water. Favourable rainfall is forecast to improve during the June-August period, likely benefitting crop development.

Sowings of the maize and rice crops are forecast to decline for the second consecutive year as access to agricultural inputs continues worsening mainly due to the sustained increase in inflation rates and the weaker currency. The Haitian gourde started to depreciate in mid-2018 and, as of April 2020, had lost more than 45 percent of its value against the US dollar compared to the same month in 2018. The high level of social insecurity, coupled with restriction measures due to the COVID-19 outbreak, is also likely to affect agricultural activities, hampering the movements of agricultural workers and the transportation of goods, including agricultural inputs.

Haiti

Crop Calendar

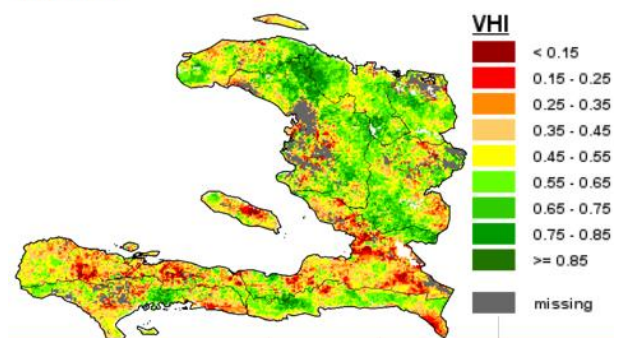
(*major foodcrop)



Source: FAO/GIEWS, FEWSNET.

Haiti - Vegetation Health Index (VHI)

May 2020



Source: FAO/GIEWS Earth Observation System.

In order to support agricultural production of the ongoing main season, FAO has distributed seeds of beans and cereals, agricultural inputs as well as provided technical assistance to 9 900 households in the departments of Nord-Est, Nord-Ouest, Nippes and Grand-Anse. An additional 6 600 households will also benefit at the start of the second summer season in July. Similarly, the World Bank and the Inter-American Development Bank have provided support to the Ministry of Agriculture with the provision of in-kind agricultural inputs.

Cereal production in 2019 affected by prolonged dry weather conditions

The 2019 cereal output is estimated at 462 000 tonnes, slightly above the low five-year average that includes the production obtained in 2014 and 2015 that were severely affected by drought. The limited precipitation amounts from April to August 2019 affected the main and second seasons maize crops as well as the main season rice crop, contributing to a year-on-year decline in production by about 10 percent. The economic hardship exacerbated the contraction of the 2019 harvests, due to limited access by farmers to seeds and other agricultural inputs. The extended protests in 2019 that caused the closure of businesses and public services as well as the blockage of roads hindered agricultural and economic activities.

Cereal import requirements forecast at average levels in 2019/20

The cereal import requirements for the 2019/20 marketing year (July/June) are forecast at an above-average level of 805 000 tonnes, mostly wheat and rice. Imports of rice are also forecast at high levels, reflecting the yearly contraction in rice output.

Prices of staple food higher than year-earlier levels

Prices of locally produced rice and black beans increased sharply for the second consecutive month in April due to hoarding and massive buying amid the COVID-19 pandemic. By contrast, prices of imported rice started to decrease from December 2019 and were stable in April 2020, mainly reflecting larger imports during the first quarter of 2020 compared to the same period of the previous year. Overall, prices of staple food in April 2020 remained above those of a year earlier, underpinned by the low maize and rice production in 2019 as well as high production costs, supported by a weak currency.

Lower availability of food and poor access to food affect more than 4 million people

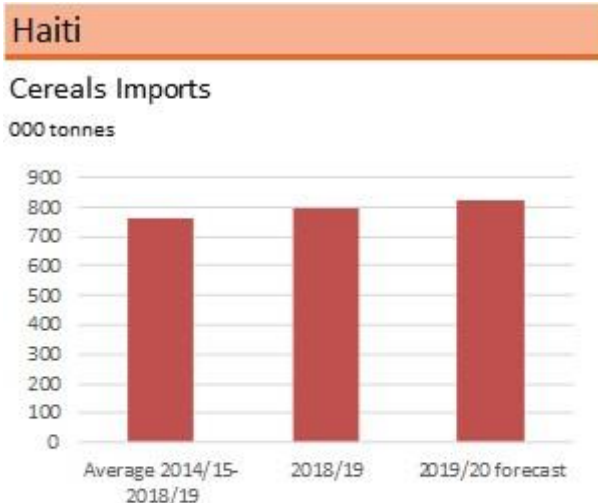
According to the latest Integrated Food Security Phase Classification (IPC) analysis, about 4.1 million people (40 percent of the population analysed) are forecast to be severely food insecure during the lean season period, from March to June 2020. The high levels of food insecurity reflect problems of both availability and access to food. The worst situations are reported in the departments of Grand-Anse, Nord-Ouest and Ouest and the Cité Soleil Commune in Port-au-Prince, which are classified under IPC phase 4 "Emergency." In 2020, the agricultural and livelihood interventions by humanitarian partners are expected to address the needs of approximately 420 000 beneficiaries, mostly in IPC phase 4 "Emergency" and representing about 10 percent of the total population in need of urgent assistance.

Haiti

Cereal Production

	2015-2019 average	2019	2020 forecast	change 2020/2019
	000 tonnes			percent
Maize	222	220	210	-4.5
Rice (paddy)	169	177	172	-2.8
Sorghum	53	65	60	-7.7
Total	444	462	442	-4.3

Note: percentage change calculated from unrounded data.
Source: FAO/GIEWS Country Cereal Balance Sheet.



Note: Includes rice in milled terms. Split year refers to individual crop marketing years (for rice, calendar year of second year shown).
Source: FAO/GIEWS Country Cereal Balance Sheets.



Source: FAO/GIEWS Food Price Monitoring and Analysis Tool.

COVID-19 and measures adopted by the Government

The Government declared a State of health emergency on 19 March 2020 for a four-month period, during which the curfew is in place from 20:00 to 05:00 hours and schools and airports are closed. The Ministry of Commerce is [strengthening the monitoring](#) of market prices and imposed strict penalties on the speculative increases of prices. In order to improve food availability, it has been recommended to plant short-cycle crops such as maize, beans, vegetables, cassava and sorghum. The Government purchased [maize seeds](#) and [fertilizers](#), which will be distributed to the most vulnerable farmers in the south in order to plant 4 000 hectares. As a social security measure, the Fund for Economic and Social Assistance [plans to distribute](#) food kits to 1 million vulnerable population, including elderly and disabled people as well as lactating mothers.

Disclaimer: The designations employed and the presentation of material in this information product do not imply the expression of any opinion whatsoever on the part of FAO concerning the legal status of any country, territory, city or area or of its authorities, or concerning the delimitation of its frontiers or boundaries.



GIEWS Country Brief Haiti

Reference Date: 31-July-2019

FOOD SECURITY SNAPSHOT

- Dry conditions in 2019 main season adversely affect maize yields
- Cereal import requirements forecast at above-average levels in 2019/20
- Prices of staple food higher than their year-earlier levels

Dry conditions in 2019 main season adversely affect maize yields

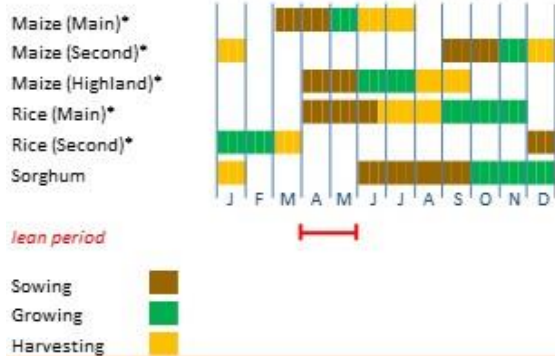
Harvesting of the 2019 main “*printemps*” season maize crop is ongoing, except in the central plateau region, where harvesting operations start in August. After an early onset of rains in March, rainfall amounts during the planting and crop development stages were below average, particularly in the Southern and Northern regions. Field reports by the FAO Haiti Office indicate drought conditions in North-East Department, where moisture deficits affected the 2019 main maize crops and pasture availability. This is supported by satellite images that show below-average vegetation health conditions in Southwestern and Northern regions (see VHI map). Poor rainy seasons for the second consecutive year are expected to further aggravate the food security situation in these regions. By contrast, according to remote sensing analyses, vegetation conditions are deemed favourable in some areas of major maize producing departments, such as Artibonite, Centre and Sud-Est, which account for more than 50 percent of the national production. Prospects for the main season output remain uncertain due to the prolonged dryness.

The 2019 main rice crop is currently at development stage and rainfall amounts and distribution were generally favourable in the key rice producing Artibonite Department. Remote sensing analysis suggests above-average vegetation conditions in the region, raising yields prospects.

Although there is no official data, plantings of maize and rice crops are estimated to have contracted in the main season and are expected to continue its downturn in the following minor season due to high production costs, consequence of a weaker local currency and high inflationary pressures. Poor macro-economic situations could have severe impacts on the effective purchasing power of the poor, which in turn would likely affect their food insecurity situations.

Haiti

Crop Calendar (*major foodcrop)



Source: FAO/GIEWS, FEWSNET.

Haiti

Cereal Production

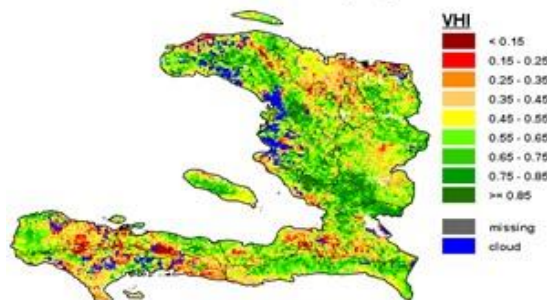
	2014-2018	2018	2019	change
	average		forecast	2019/2018
000 tonnes				
Maize	206	260	250	-3.8
Rice (paddy)	164	183	180	-1.6
Sorghum	49	70	60	-14.3
Total	419	513	490	-4.5

Note: percentage change calculated from unrounded data.

Source: FAO/GIEWS Country Cereal Balance Sheet.

Haiti - Vegetation Health Index (VHI)

From start of season 1 to dekad 1, July 2019



Source: FAO/GIEWS Earth Observation System.

Cereal import requirements forecast at above-average levels in 2019/20

The cereal import requirements for the 2019/20 marketing year (July/June) are forecast at an above-average level of 835 000 tonnes, reflecting a yearly contraction in cereal outputs as well as sustained demand for wheat. Due to the weak local currency, which makes imported goods more expensive, the financial coverage of the high import requirements will exacerbate the already large current account deficit.

Prices of staple food higher than their year-earlier levels

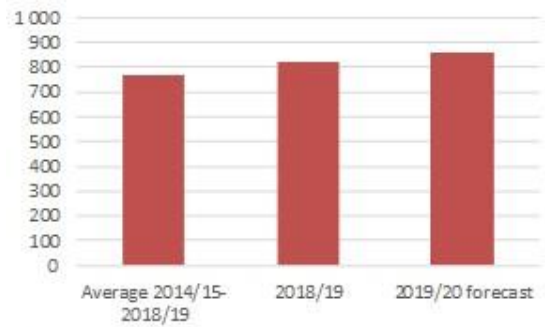
Retail prices of locally produced maize meal have been increasing since the beginning of 2019. In June, prices of maize meal were well above their year-earlier levels as the seasonal upward trend was compounded by concerns over the potential impact of below-average rainfall on output in some growing areas. Similarly, prices of black beans, another staple food in the country, have been on the rise since early 2019 and were higher than their year-earlier levels. Socio-political turmoil contributed to sustain the high level of food prices. In addition, the weakening of local currency pushed prices of rice, which is mostly imported, to levels well above those a year earlier.

Disclaimer: The designations employed and the presentation of material in this information product do not imply the expression of any opinion whatsoever on the part of FAO concerning the legal status of any country, territory, city or area or of its authorities, or concerning the delimitation of its frontiers or boundaries.

Haiti

Cereals Imports

000 tonnes



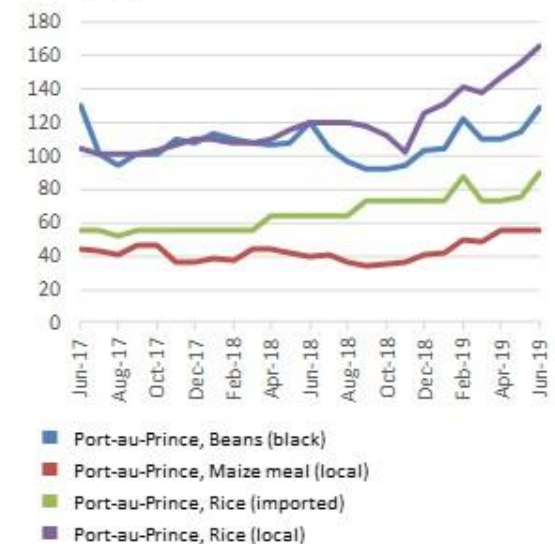
Note: Includes rice in milled terms. Split year refers to individual crop marketing years (for rice, calendar year of second year shown).

Source: FAO/GIEWS Country Cereal Balance Sheets.

Haiti

Selected retail prices

Gourde per kg



Source: FAO/GIEWS Food Price Monitoring and Analysis Tool.



GIEWS Country Brief Haiti

Reference Date: 03-December-2018

FOOD SECURITY SNAPSHOT

- Cereal production in 2018 estimated slightly above average
- Cereal import requirements forecast at above-average levels in 2018/19
- Prices of imported rice high due to a weak currency

Cereal production in 2018 estimated slightly higher than average

The 2018 aggregate cereal production is forecast at 564 000 tonnes, slightly above the previous five-year average.

Harvesting of the main season maize crop was completed in August and production is estimated at 185 000 tonnes, 13 percent lower than the previous five-year average. Despite favourable rainfalls in April and May, limited rainfall in June negatively affected crop development and lowered yields. The dryness reduced production on a yearly basis especially in rainfed Artibonite and Centre departments, which together account to about one-third of the annual production. By contrast, maize production is expected to surpass last year's levels in Sud, Nippes and Grand-Anse departments, where crops were less affected by dry weather conditions.

The harvest of the 2018 main season rice crop finalized in September and production is estimated at 183 000 tonnes, 13 percent above the five-year average. High yields have been reported in the main rice producing Artibonite Department, which contributes to about 90 percent of the total production, due to the improved irrigation system and infrastructure repairs funded by the governmental programme "Caravan of Change."

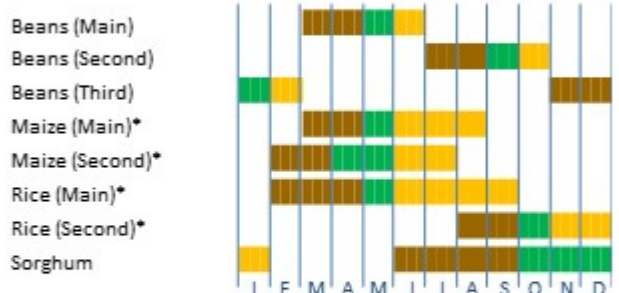
Cereal import requirements forecast at above-average levels in 2018/19

The cereal import requirements for the 2018/19 marketing year (July/June) are forecast at a well above-average level of 835 000 tonnes, reflecting increased wheat demand. The country depends entirely on trade to cover its local needs of wheat grain and flour, and imports increased considerably in 2017/18. As domestic demand is expected to remain high, wheat and wheat flour import requirements in 2018/19 are set at a well above-average level of 330 000 tonnes.

Haiti

Crop Calendar

(*major foodcrop)



lean period



Source: FAO/GIEWS, FEWSNET.

Haiti

Cereal Production

	2013-2017 average	2017	2018 estimate	change 2018/2017
	000 tonnes			percent
Maize	213	225	185	-17.8
Rice (paddy)	161	179	183	2.2
Sorghum	56	80	70	-12.5
Total	430	484	438	-9.5

Note: percentage change calculated from unrounded data.

Source: FAO/GIEWS Country Cereal Balance Sheet.

Prices of imported rice high due to weak currency

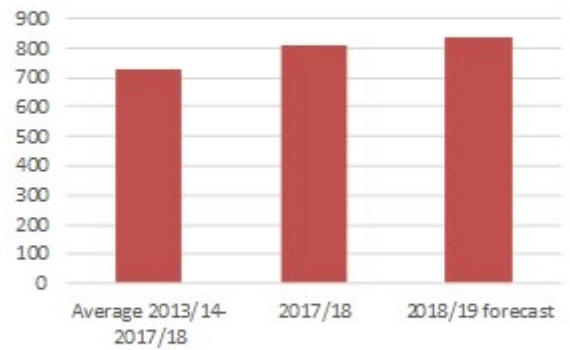
Prices of black beans and maize meal in the Port-au-Prince market declined with the summer season harvest in September and were lower than a year earlier, while prices of mostly imported rice increased and were higher than a year earlier mainly due to a weaker local currency.

Disclaimer: The designations employed and the presentation of material in this information product do not imply the expression of any opinion whatsoever on the part of FAO concerning the legal status of any country, territory, city or area or of its authorities, or concerning the delimitation of its frontiers or boundaries.

Haiti

Cereals Imports

000 tonnes



Note: Includes rice in milled terms. Split year refers to individual crop marketing years (for rice, calendar year of second year shown).

Source: FAO/GIEWS Country Cereal Balance Sheets.



GIEWS Country Brief Haiti

Reference Date: 19-June-2018

FOOD SECURITY SNAPSHOT

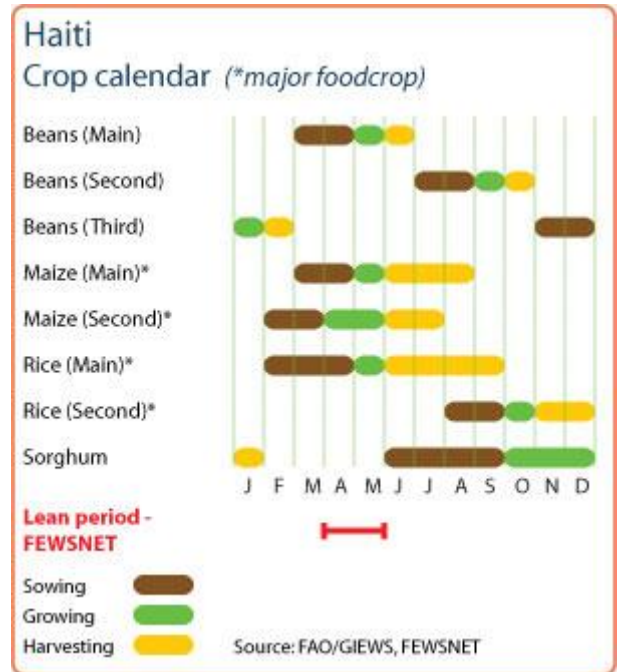
- Preliminary prospects for 2018 cereal production higher than average
- Cereal imports forecast at below-average levels for 2018/19 marketing year
- Prices of imported cereals higher year-on-year due to sliding currency

Preliminary prospects for 2018 cereal production higher than average

Planting operations of maize, beans and sorghum of the 2018 spring season, the harvest of which accounts for about half of the total output, is ongoing. The Government estimates that planted area will shrink compared to the previous year due to the delayed onset of the rains, especially in the highlands of Nord, Nord-Est, Sud-Est and Grand-Anse departments. In Nord and Nord-Est, the 2017 Hurricane Irma has disrupted farmers' access to inputs for the current season. In addition, below-average rainfall in southern and western regions in May could have negative effects on germination. However, meteorological forecasts point to average levels of rainfall and ENSO-neutral conditions in the rest of the country until September and crop development is expected to be favourable.

The 2018 winter season ended in March and, although there are no official estimates, the output is considered to decline due to unfavourable weather conditions in January. Above-average rainfall and flooding in the Nord-Ouest Department affected the development of winter maize and beans and strong winds affected rice fields in the Artibonite Department. FAO's preliminary forecast puts the 2018 maize production at 200 000 tonnes, similar to the last five-year average.

The 2018 aggregate cereal production's early forecast at 453 000 tonnes, is 13 percent higher than the last five-year average. Rice and sorghum outputs are forecast at 183 000 and 70 000 tonnes, respectively, 28 and 24 percent higher than the last five-year average, assuming beneficial rainfall for the rest of the main spring season. However, certain degrees of uncertainty remains due to a 35 percent chance of an above-normal 2018 Atlantic hurricane season during the June-November period with a possibility that one to four major hurricanes (winds of 111 mph or higher) may develop.



Haiti
Cereal production

	2013-2017 average	2017	2018 forecast	change 2018/2017
	000 tonnes			percent
Maize	213	225	200	-11
Rice (paddy)	161	179	183	2
Sorghum	56	80	70	-12
Others	0	0	0	0
Total	430	484	453	-6

Note: percentage change calculated from unrounded data.
Source: FAO/GIEWS Country Cereal Balance Sheets

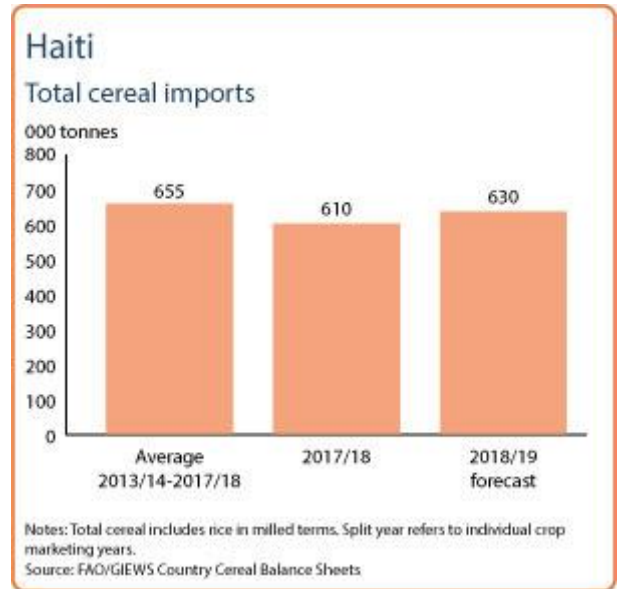
Cereal imports forecast at below-average levels for 2018/19 marketing year

The cereal import requirements for the 2018/19 marketing year (July/June) are anticipated at 630 000 tonnes, slightly less than the last five-year average. Rice imports, mostly from the United State of America, are anticipated at 420 000 tonnes, near-average levels. The country depends entirely on trade to cover its local needs of wheat grain and flour and imports, mostly from the United States of America and the Dominican Republic, are estimated at below-average 200 000 tonnes.

Prices of imported cereals higher year-on-year due to sliding currency

After the minor autumn season harvest in March, prices of domestically produced maize meal remained stable at their year-earlier levels. However, prices of imported maize meal and rice were higher year-on-year due to the weakened local currency. Prices of black beans remained generally lower than a year earlier except in some markets of the north.

Disclaimer: The designations employed and the presentation of material in this information product do not imply the expression of any opinion whatsoever on the part of FAO concerning the legal status of any country, territory, city or area or of its authorities, or concerning the delimitation of its frontiers or boundaries.





GIEWS Country Brief Haiti

Reference Date: 09-November-2017

FOOD SECURITY SNAPSHOT

- Uncertain prospects for 2017 cereal production
- Cereal imports forecast at high level for 2017/18 marketing year
- Prices for main staples mixed in September and higher than a year earlier


Uncertain prospects for 2017 cereal production

Cereal output for 2017 is uncertain. An abnormal distribution of precipitation levels characterized the 2017 spring season, concluded in August, which accounts for 60 percent of the cereal output. This is the fourth consecutive spring season since 2013, where rainfall levels deviate from their long-term average. The 2017 spring season had both excess rains as well as significant dry periods. Maize production for the 2017 spring season is anticipated at 15 percent below its level from the same season a year earlier. Sorghum output during the spring season is estimated at 18 percent below its 2016 level for the season. In September, Hurricane Irma, a category five event, caused excess precipitation in the Nord, Nord-Ouest, Nord-Est departments. According to official assessments, the area affected by excess precipitation for autumn season maize and rice, which is harvested from late November, ranges between 30 and 40 percent of the area sown. FAO is supporting the Government's efforts in providing inputs, particularly seed and fertilizers, for replanting crops in the most affected areas.

FAO anticipates that 2017 maize and sorghum output may decline by 13 and 17 percent, respectively, compared to 2016. By contrast, 2017 rice output is expected to increase by about 10 percent as the spring crop is estimated at above last year's level and the autumn crop, impacted by Hurricane Irma, represents less than 10 percent of the annual output. If output is close to 2016's levels for the remaining seasons, the aggregate 2017 cereal output is anticipated to reach 430 000 tonnes, about 4 percent below the 2016 levels, but still above the average of the last five years that were significantly affected by the El Niño phenomena.

Cereal imports forecast at high levels for 2017/18 marketing year

Cereal import requirements for the 2017/18 marketing year (July/June), which include both commercial imports and food aid, are anticipated at 705 000 tonnes, slightly below their record levels in the previous marketing year, but still well above



Haiti
Cereal production

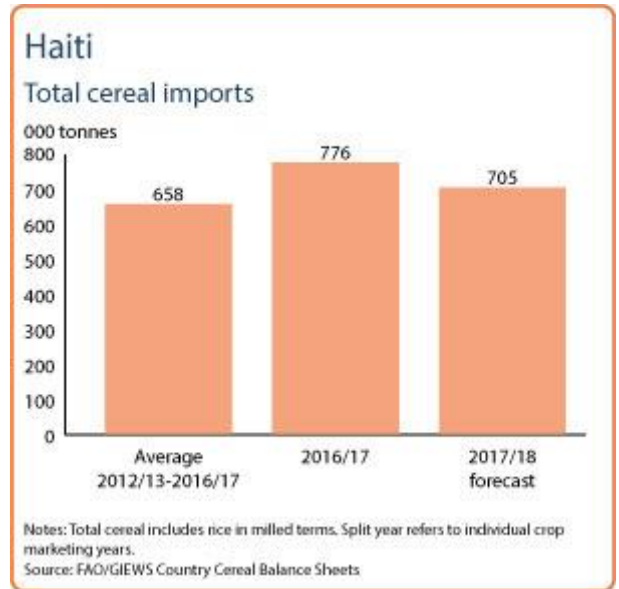
	2012-2016 average	2016	2017 forecast	change 2017/2016
	000 tonnes			percent
Maize	208	252	220	-13
Rice (paddy)	155	172	190	10
Sorghum	59	24	20	-17
Others	0	0	0	0
Total	422	448	430	-4

Note: percentage change calculated from unrounded data.
Source: FAO/GIEWS Country Cereal Balance Sheets

average. This forecast mainly reflects the moderate declines in maize and wheat imports. Imports of rice, which represent some two-thirds of domestic utilization, are also anticipated to remain high during the marketing year.

Prices for main staples mixed in September and higher than a year earlier

Despite the impact of Hurricane Irma, prices of maize meal in September remained relatively stable, with the notable exception of the capital, Port-au-Prince, where they increased sharply. Prices of imported rice followed a similar trend, relatively stable in most markets and sharply increasing in the capital. By contrast, prices of beans followed mixed trends, with those of red beans increasing due to a reduced spring harvest and strong demand for seeds. In general, prices for all staples remained above their year-earlier levels reflecting the reduced 2017 spring production and some uncertainties for crops to be harvested during the rest of the year.



Disclaimer: The designations employed and the presentation of material in this information product do not imply the expression of any opinion whatsoever on the part of FAO concerning the legal status of any country, territory, city or area or of its authorities, or concerning the delimitation of its frontiers or boundaries.



GIEWS Country Brief Haiti

Reference Date: 12-April-2017

FOOD SECURITY SNAPSHOT


- Uncertain prospects for 2017 cereal production
- Cereal imports forecast at high level for 2016/17 marketing year
- Prices of cereals remain relatively unchanged in most markets in March, prices in south remain at high level
- FAO's Response to Hurricane Matthew

Uncertain prospects for 2017 cereal production

Planting of the main 2017 cereal season, to be harvested from June, is expected to begin towards the end of April. Weather conditions have been relatively normal as rainfall levels have been about average in most cropping areas of the country, including the main cereal producing Region of Artibonite. However, there is some uncertainty about the ability of farmers to access inputs, such as seeds and fertilizers, particularly in the southwestern departments of Grand'Anse, Sud and Nippes, severely impacted by Hurricane Matthew in October 2016. While these departments produced a negligible amount of rice output, they, on average, account from 20 to 25 percent of the national maize production. According to the [National Coordination for Food Security](#), a Governmental agency, farmers in these departments lost significant assets. In most extreme cases, grain stocks put aside for seed have been consumed or sold to meet other immediate needs. Moreover, the probability of an [El Niño](#) event during the June-August period, at the end of the vegetative growth period and the beginning of the harvest, has risen above 60 percent in March. FAO's preliminary forecast assumes an increase in cereal output of only 7 percent in 2017, from last year's hurricane-reduced level. This forecast assumes that weather will develop normally throughout the season and accounts for the difficulty in accessing necessary inputs.

Cereal imports forecast at high level for 2016/17 marketing year

Cereal import requirements for the 2016/17 marketing year (July/June), which include both commercial imports and food aid, are anticipated slightly below the 2015 record level, but significantly above the country's five-year average. The high level of imports reflects two years of drought-reduced outputs (2014 and 2015) and the effects of Hurricane Matthew on 2016 production. Imports of maize and rice are anticipated to remain above their five-year average. Commercial wheat imports, by contrast, are anticipated to remain unchanged from the previous year.



Haiti
Cereal production

	2012-2016 average	2016	2017 forecast	change 2017/2016
	000 tonnes			percent
Maize	205	240	260	8
Rice (paddy)	145	125	140	12
Sorghum	71	75	71	-5
Others	0	0	0	0
Total	421	440	471	7

Note: percentage change calculated from unrounded data.
Source: FAO/GIEWS Country Cereal Balance Sheets

Prices for cereals remain relatively unchanged in most markets in March, prices in south remain at high level

Prices of main staples maize meal were stable across the main markets in March. However, in Les Cayes, a reference market for the southern regions affected by the Hurricane, prices of maize meal were 56 percent above their year earlier levels, mainly reflecting the short supply of domestic maize. In Port-au-Prince, maize meal prices were some 9 percent above year-earlier levels as seasonal trends have been strengthened by the increased demand from southern departments.

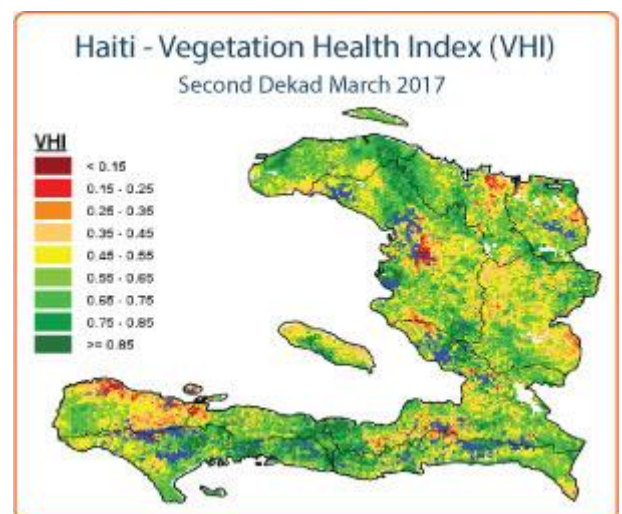
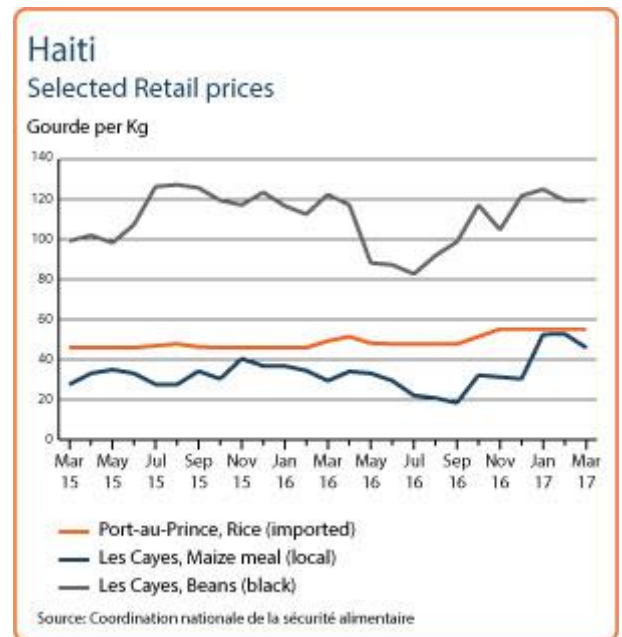
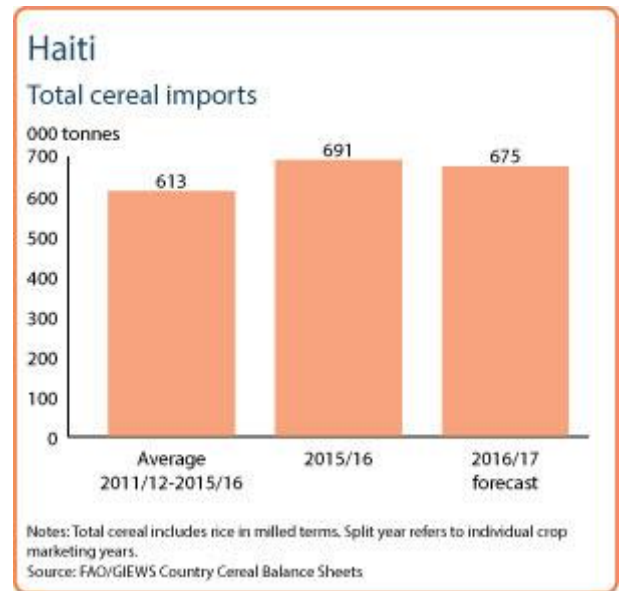
Prices for imported rice, the country's main staple, were unchanged in March in the main markets, with the exception of the Jeremie, in the south, where prices increased 7 percent. Relative to price levels a year earlier, only in Port-au-Prince rice prices were significantly above their level from March 2016, reflecting the high demand from the south.

FAO's Response to Hurricane Matthew

FAO's response plans to Hurricane Matthew were prepared for two-time horizons of three and 12 months. In line with this plan the following activities were undertaken:

- The FAO Office in Haiti and its Emergency Division in Rome mobilized USD 8.1 million between October 2016 and March 2017.
- As a response to emergencies, FAO-Haiti distributed for the winter season: (i) 160 tonnes of seeds (beans and peas) to 20 150 households or 100 750 persons; (ii) 6.3 million plant material (plantlets) of sweet potatoes to 16 850 households or 84 250 persons.
- For the spring season (January to March 2017), FAO-Haiti distributed: 205 tonnes of agricultural seeds and 10.3 million tonnes of cassava cutting and sweet potatoes to 17 300 households or 86 500 persons; 21 500 farmers received 1 300 kg vegetable seeds and 6 500 of them received agricultural tools. Seed fairs were also organized at the benefit of 2 600 households in Artibonite Department where each household received a voucher of HTG 1 500 for seeds purchases.
- From March to June 2017, FAO-Haiti has been implementing some activities of cash-for-work in the South, South East and Grand'Anse departments. More than 2 000 temporary jobs in plant nurseries for the production of 1.8 million seedlings are expected. In addition, 3 670 temporary jobs will be also created by cleaning primary, secondary and tertiary irrigation canals (33 km), agriculture land and watershed.
- More than 3 000 fishermen in the South, Grand'Anse and North West departments will receive fishing gear, boat engines and Fish Aggregating Devices (FAD).
- Veterinary mobile clinics are being organized for 2 500 livestock households in the South, South East and Grand'Anse departments.

Disclaimer: The designations employed and the presentation of material in this information product do not imply the expression of any opinion whatsoever on the part of FAO concerning the legal status of any country, territory, city or area or of its authorities, or concerning the delimitation of its frontiers or boundaries.





GIEWS Country Brief Haiti

Reference Date: 04-October-2016

FOOD SECURITY SNAPSHOT

- Good prospects for 2016 main spring season crops
- Cereal imports forecast to remain high in 2016/17 marketing year
- Prices for cereals were stable or declined in September with main season harvest
- Hurricane Matthew to severely impact Haiti

Good prospects for 2016 main spring season crops

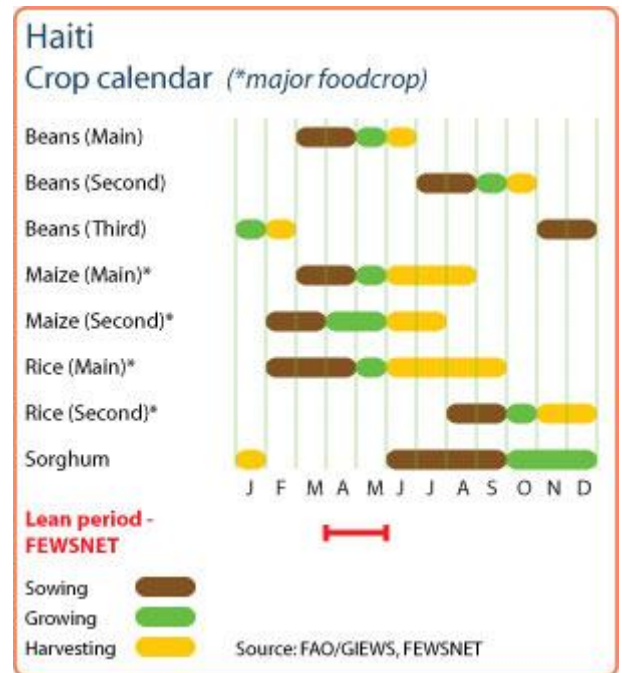
The harvest of the main 2016 spring season crops is virtually concluded and the outcome has been good reflecting a return to generally average to above-average rainfall following the dissipation of the 2014-2015 El Niño phenomenon. Planting of the second season crops (except maize) will be concluded in October. Prospects are uncertain, as excess humidity and flash floods from Hurricane Matthew may impact planting operations. However, at this early stage, assuming plantings are completed unimpaired and weather conditions are normal throughout the season, cereal production in 2016 is tentatively anticipated to recover strongly from the two years of drought-reduced outputs and reach 510 000 tonnes, around the average level prior to the latest El Niño event. The anticipated increase in output mainly reflects a strong recovery which expected in maize and sorghum production, while that of rice is forecast to remain close to last year's level.

Cereal imports forecast to remain high in 2016/17 marketing year

Cereal imports in the 2016/17 marketing year (July/June) are forecast at 650 000 tonnes, 3 percent below the previous year's record level. The only moderate decline in imports, despite the significantly larger domestic production expected in 2016, mainly reflects the lingering impact of two years of drought-reduced outputs on local supplies, particularly for maize and rice.

Prices for cereals were stable or declined in September with main season harvest

September prices for rice, the country's main staple food which is mostly imported from the United States of America, remained unchanged or slightly declined, reflecting ample supplies from imports and low quotations in the international market.



Haiti
Cereal production

	2011-2015 average	2015	2016 forecast	change 2016/2015
	000 tonnes			percent
Maize	229	110	340	209
Rice (paddy)	158	137	130	-5
Sorghum	83	32	83	159
Others	0	0	0	0
Total	471	279	553	98

Note: percentage change calculated from unrounded data.
Source: FAO/GIEWS Country Cereal Balance Sheets

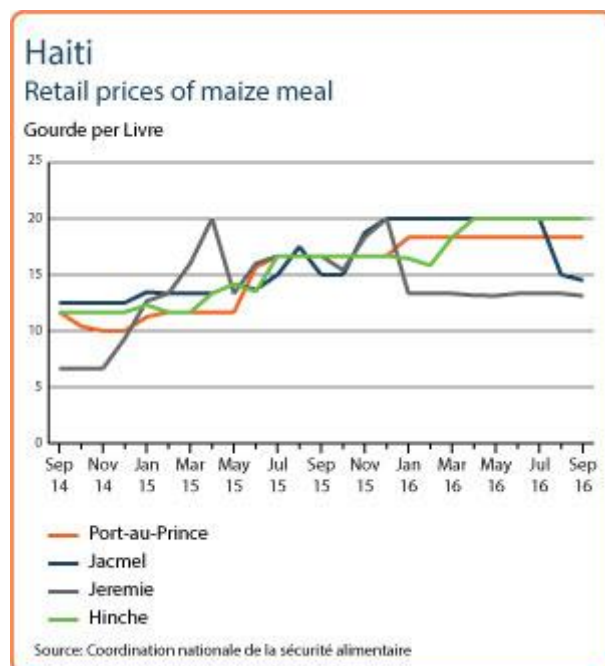
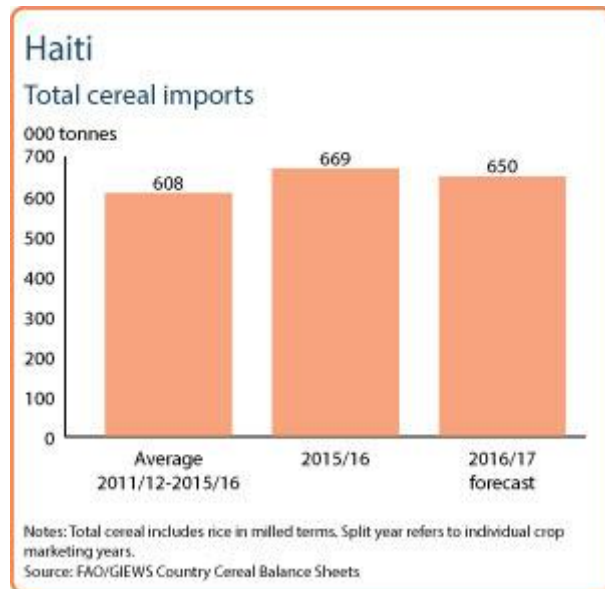
Maize meal prices were unchanged or declined in the main markets in September, as product from the main season crop began to supply the markets. Prices remained above year-earlier levels as the bulk of the harvest had not yet reached the main markets.

Bean prices were also stable or declining in September, with the beginning of the second harvest, and were sharply below their level in the same month last year. Ample carryover supplies from the preceding harvests earlier in the year and imports from the Dominican Republic also pressured prices.

Hurricane Matthew to severely impact Haiti

Hurricane Matthew, a category 4 event on a scale of 1 to 5, is anticipated to make landfall in Haiti on 3 October. The southwestern departments of Jeremie and Les Cayes are expected to be the most affected given the anticipated trajectory of the storm. The hurricane is expected to bring up to 64 cm (25 inches) of rain, potentially triggering life-threatening landslides and floods.

About 1 300 emergency shelters have been constructed across the country, sufficient to accommodate 340 000 people. Haiti's infrastructure is still recovering after the 2010 catastrophic earthquake and a subsequent cholera outbreak which together claimed over 210 000 lives. Cholera has not yet been eradicated and the impact of the hurricane on water and sanitation could seriously hamper ongoing efforts to combat the disease.





GIEWS Country Brief Haiti

Reference Date: 5-July-2016

FOOD SECURITY SNAPSHOT

- Good prospects for 2016 main spring season crops
- Cereal imports forecast to remain high in 2016/17 marketing year
- Prices for cereals were stable in June but higher than year earlier

Good prospects for the 2016 main spring season crops

Planting of the main 2016 spring season crops has concluded. Prospects for the season are good as rainfall levels have been average to above average in June, following the dissipation of the El Niño phenomenon. If normal weather patterns persists throughout the season, cereal production in 2016 is anticipated to recover strongly from two years of drought-reduced outputs and reach 510 000 tonnes, around the average level prior to the latest El Niño event. The anticipated increase of productions mainly reflects a strong recovery in maize and sorghum production, while rice is forecast to remain close to last year's level.

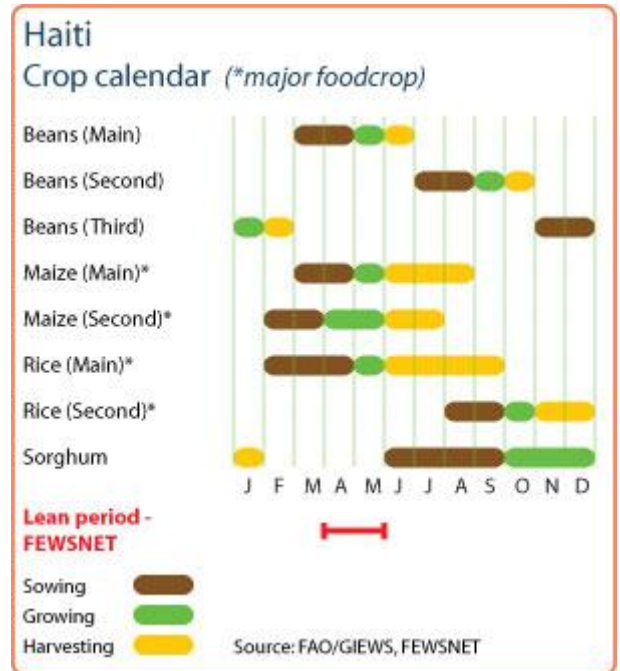
Cereal imports forecast to remain high in 2016/17 marketing year

Cereal imports in the 2016/17 marketing year (July/June) are forecast at 650 000 tonnes, 3 percent below last year's record level. The moderate decline in imports mainly reflects the lingering impact of two years of drought reduced outputs on local supplies, particularly for maize and rice.

Prices for cereals were stable in June 2016 but higher than year earlier

Maize meal prices, were unchanged in June and higher than at the same time last year, reflecting tight supplies from the reduced 2015 harvest and the devaluation of the Gourde.

Prices of imported rice, the main food staple and mostly sourced from the United States of America, remained generally stable in most markets of the country in June 2016. However, prices remain above their levels from a year earlier, mostly reflecting the depreciation of the Gourde.



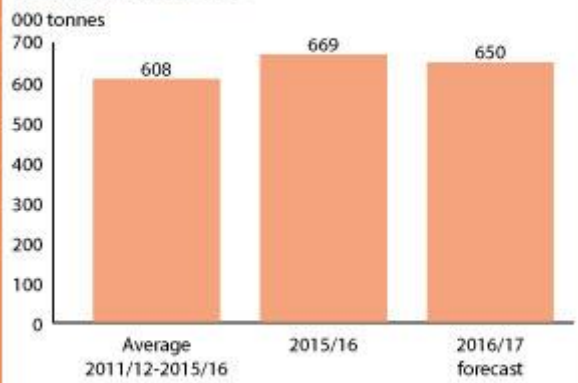
Haiti
Cereal production

	2011-2015 average	2015	2016 forecast	change 2016/2015
	000 tonnes			percent
Maize	229	110	340	209
Rice (paddy)	158	137	130	-5
Sorghum	83	32	83	159
Others	0	0	0	0
Total	471	279	553	98

Note: percentage change calculated from unrounded data.
Source: FAO/GIEWS Country Cereal Balance Sheets

Haiti

Total cereal imports



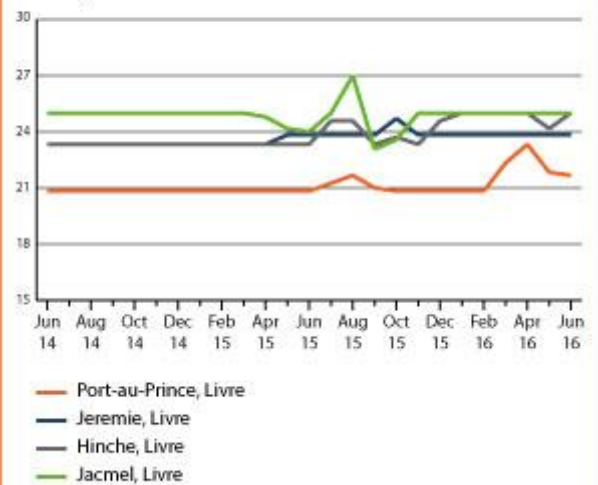
Notes: Total cereal includes rice in milled terms. Split year refers to individual crop marketing years.

Source: FAO/GIEWS Country Cereal Balance Sheets

Haiti

Retail prices of imported rice

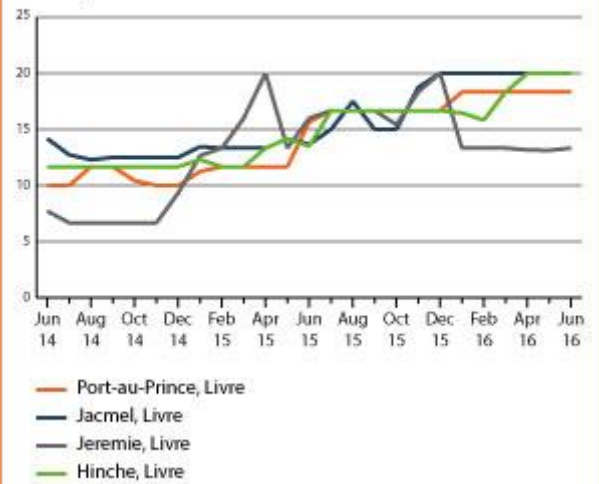
Gourde per Livre



Source: Coordination nationale de la sécurité alimentaire

Haiti Retail prices of maize meal

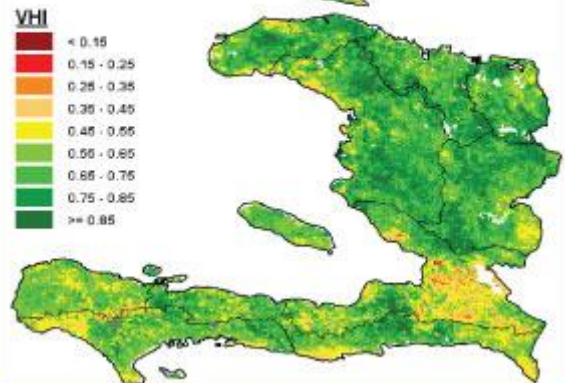
Gourde per Livre



Source: Coordination nationale de la sécurité alimentaire

Haiti - Vegetation Health Index (VHI)

June 2016



Reference Date: 25-April-2016

FOOD SECURITY SNAPSHOT

- Uncertain prospects for 2016 main spring season crops
- Cereal production in 2015 declined for second consecutive year
- Cereal imports forecast at record high in 2015/16 marketing year
- Prices of cereals at high levels in April

Uncertain prospects for 2016 main spring season crops


Planting of the 2016 main spring season crops is well advanced. Prospects for the season remain uncertain as a result of prolonged dryness since the beginning of the season associated with the ongoing El Niño phenomenon. The drought conditions may negatively impact seed germination and crop emergence, despite improved rainfall in the first 20 days of April that partly alleviated early seasonal moisture deficits. Latest remote sensing data, in particular the Vegetation Health Index, points to significant areas in main producing departments of Artibonite and Centre, which together account for some 40 percent of cereal output, being affected by drought conditions. Even if the latest consensus forecast from the International Research Institute for Climate and Society of Columbia University (IRI), which gives a 76 percent probability that the El Niño Southern Oscillation (ENSO) will reach neutral conditions during the May-July period should materialize, it is likely that precipitation during the coming few weeks may be below average and follow an irregular distribution.

Cereal production in 2015 fell for second consecutive year

FAO estimates the 2015 cereal production at 279 000 tonnes, 26 percent down from the 2014 drought-reduced level and significantly below the five-year average. This is the result of severe and prolonged dry weather associated with the prevailing strong El Niño episode. Official estimates point to a significant reduction in the area planted to cereals, largely in the main producing regions of the Central Plateau and South-East. In the low-producing regions of North-West and North-East, total losses of crops and livestock have also been reported.

Cereal imports forecast at record in 2015/16

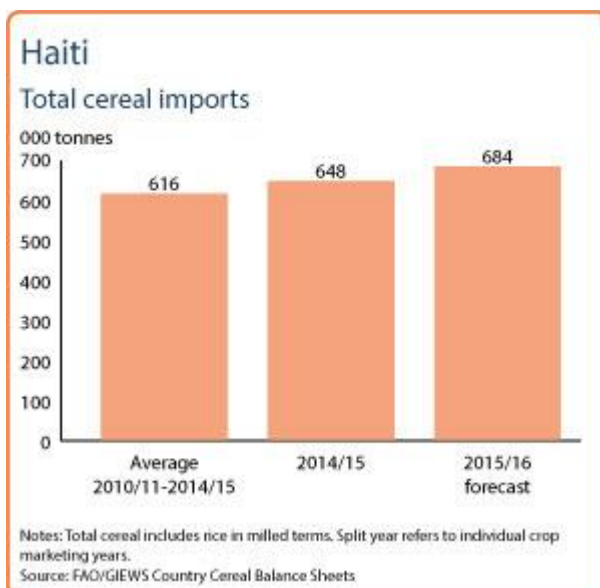
Cereal imports in the 2015/16 marketing year are forecast at a record level of 684 000 tonnes, largely driven up by an expected significant increase in wheat and rice imports. Imports of maize are also forecast to increase, and although maize accounts for a relatively small amount of overall cereal imports, maintaining supplies in rural areas, where it is an important food staple, is critical. Attaining the necessary quantities of additional maize imports in the current marketing year will be made difficult by the drought-reduced availability in the Dominican Republic, the country's main supplier.



Haiti Cereal production

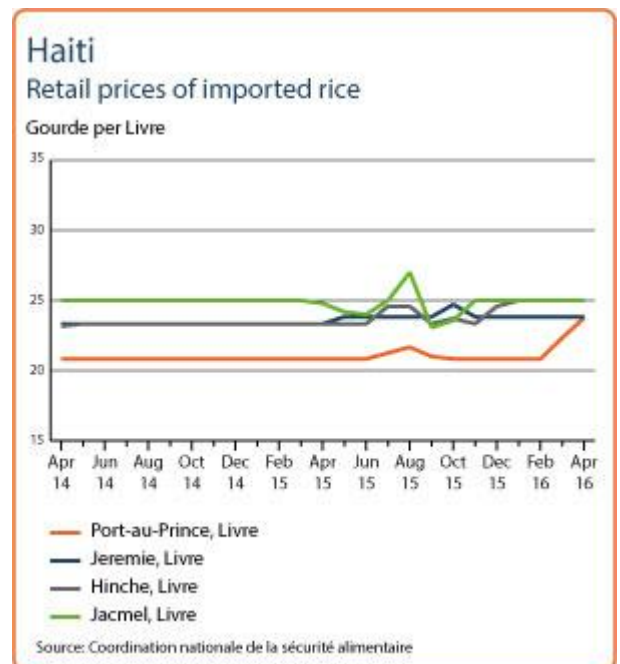
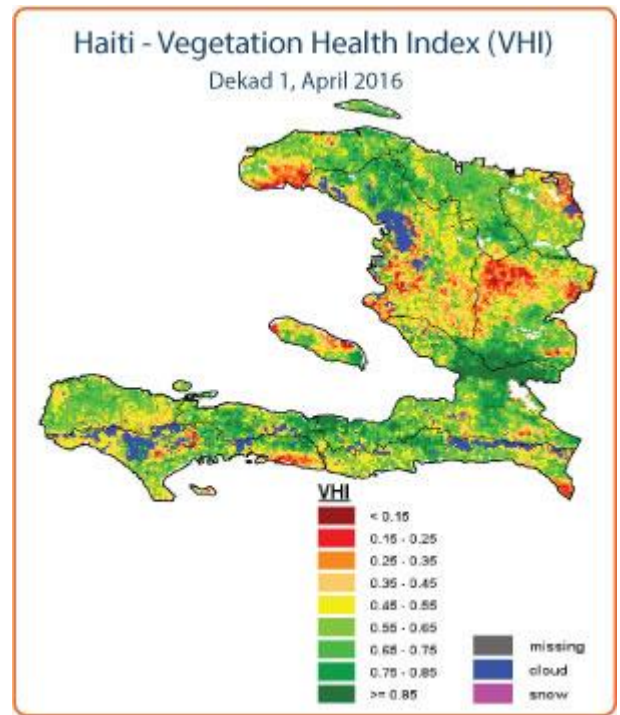
	2010-2014 average	2014	2015 estimate	change 2015/2014
	000 tonnes			percent
Maize	275	140	110	-21
Rice (paddy)	159	191	137	-28
Sorghum	106	47	32	-32
Others	0	0	0	0
Total	540	378	279	-26

Note: percentage change calculated from unrounded data.
Source: FAO/GIEWS Country Cereal Balance Sheets



Prices of cereals and beans at high levels

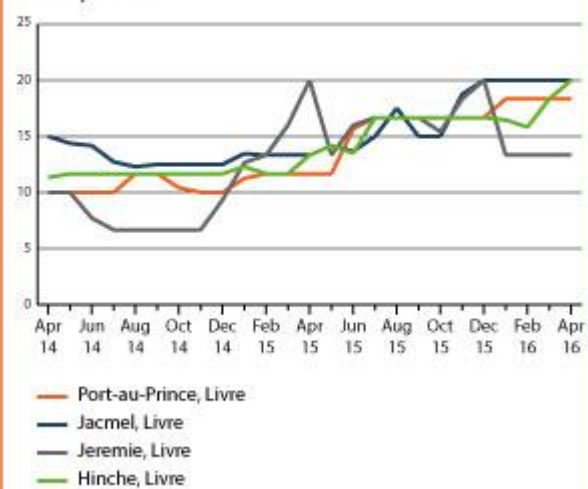
Prices of imported rice, the main food staple and mostly sourced from the United States of America, remained generally stable in most markets of the country in April but increased sharply in Port au Prince and were overall above their year-earlier levels reflecting the strong depreciation of the local currency. Prices of domestically-produced maize meal were generally stable in April but well above a year earlier, particularly in the northern departments, due to overall tight domestic availabilities and currency depreciation. Black bean prices in April were higher than a year earlier, underpinned by tight market supplies following the drought-reduced 2015 production.



Haiti

Retail prices of maize meal

Gourde per Livre



Source: Coordination nationale de la sécurité alimentaire

Reference Date: 30-December-2015

FOOD SECURITY SNAPSHOT

- Cereal production in 2015 was further curtailed by severe dry weather
- Cereal imports forecast at a record high in 2015/16 marketing year
- Rice prices declined but maize and bean prices surged in November

Cereal production in 2015 fell for the second consecutive year

FAO estimates the 2015 cereal production at 353 000 tonnes, 4 percent down from the 2014 drought-reduced level and significantly below the five-year average. This is the result of the severe and prolonged dry weather associated with the prevailing strong El Niño. Most of the decline concerns maize and rice. Preliminary official estimates point to a reduction in the area planted to cereals of at least 50 percent, largely in the main producing regions of the Central Plateau and South-East. In the North-West and North-East, chronically dry and low production regions, total loss of crops and livestock have also been reported.


Cereal imports forecast at a record for 2015/16 marketing year

Cereal imports in the 2015/16 marketing year are forecast at a record level of 698 000 tonnes, driven up largely by an expected significant increase in wheat and rice imports. Imports of maize are also forecast to increase, and although maize accounts for a relatively small amount of overall cereal imports, maintaining supplies in rural areas where it is an important food is critical. Attaining the necessary quantities of additional maize imports in the current marketing year will be made difficult by the drought-reduced availability also in the Dominican Republic, the country's main supplier.

Rice prices declined while maize and bean prices surged in November

Prices of main staple imported rice, sourced mainly from the United States of America, declined in most markets in November, reversing the increases of the previous month. The declining trend reflects lower quotations in the international market.

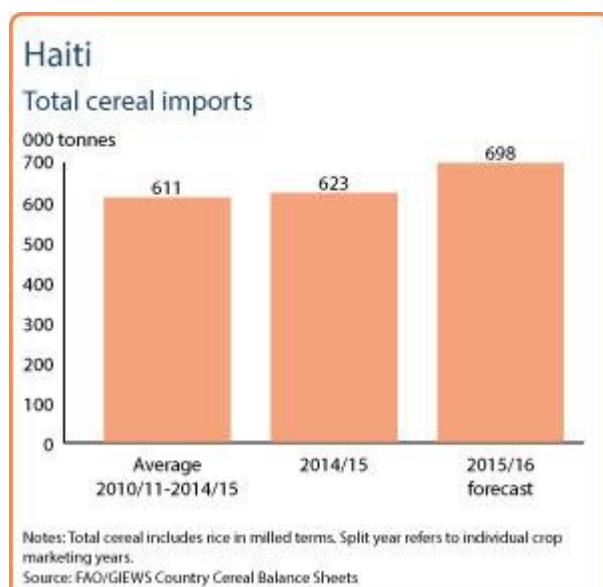
By contrast, prices of domestically-produced maize meal surged in several markets in November, with monthly increases ranging from 10 to 33 percent. Prices in November were significantly above their levels at the same time last year, particularly in Jeremie, the main market in the southwest of the country. Similarly, in the Capitol, Port-au-Prince, and Hinche markets, price increases were recorded for black beans, which on average were well above their values a year earlier. Prices were underpinned by this year's severely reduced production.



Haiti Cereal production

	2010-2014 average	2014	2015 forecast	change 2015/2014
	000 tonnes			percent
Maize	279	160	135	-16
Rice (paddy)	146	125	105	-16
Sorghum	113	82	113	38
Others	0	0	0	0
Total	538	367	353	-4

Note: percentage change calculated from unrounded data.
Source: FAO/GIEWS Country Cereal Balance Sheets



FAO to assist farmers during third minor season, food distributions continue in most affected areas

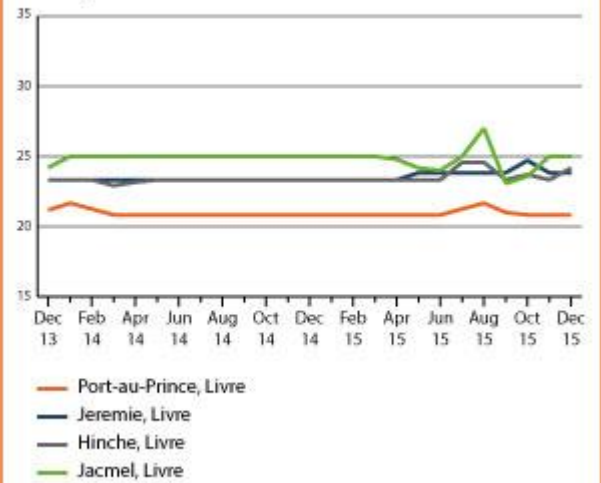
FAO assisted 9 000 households in the North-West and South-East regions of the country during the sowing period of the third minor season, recently concluded, with technology packages that included seed for maize, sorghum, sweet potato and cassava.

WFP is providing direct food assistance to 485 000 people across the country with the exception of the South Department. It is also providing direct cash transfers for two months from October to 15 000 people across the departments of the South-East, North East, North-West and West.

Haiti

Retail prices of imported rice

Gourde per Livre

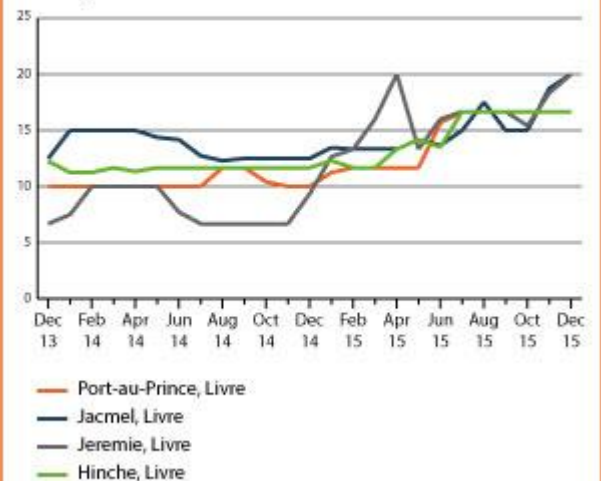


Source: Coordination nationale de la sécurité alimentaire

Haiti

Retail prices of maize meal

Gourde per Livre



Source: Coordination nationale de la sécurité alimentaire

Reference Date: 27-May-2015

FOOD SECURITY SNAPSHOT

- Uncertain prospects for first main 2015 cereal season due to El Niño conditions
- Higher cereal imports forecast in 2014/15 marketing year (July/June)
- Maize prices increase in main markets, rice prices remain stable

Uncertain prospects for first main 2015 cereal season due to El Niño conditions

Planting of the main “*de printemps*” season is virtually concluded. Official estimates of the area planted are not yet available. However, sowings may have been significantly reduced due to below average rainfall in most of the country, and in particular the main producing area of Artibonite and low availability of seeds due to last year’s reduced production. The reduced rainfall levels reflect the ongoing El Niño conditions. In March 2015, the threshold conditions for a weak El Niño (ENSO) event were reached. The consensus of ENSO prediction models indicate that these conditions, which are associated with dry weather and high temperatures in Haiti, could continue and strengthen toward mid-2015.

At this early stage in the season, FAO preliminarily projects cereal production for 2015 at average levels, as the effects of the El Niño event on crops are still unclear, but this projection may not materialize if rains do not recover in the remaining of the season.


Higher cereal imports forecast in 2014/15 marketing year (July/June)

Cereal imports in the 2014/15 marketing year (July/June) are forecast at 710 000 tonnes, 6 percent above last year’s above average level. The increase mainly reflects higher imports of rice and maize, as a result of the sharp drop in 2014 production.

Maize prices increase in May in main markets, rice prices remain stable

Prices of main staple imported rice, which represents more than 80 percent of domestic consumption, remained stable in most markets following trends in prices from the United States of America, the country’s main supplier. Prices were unchanged from their levels of a year earlier.

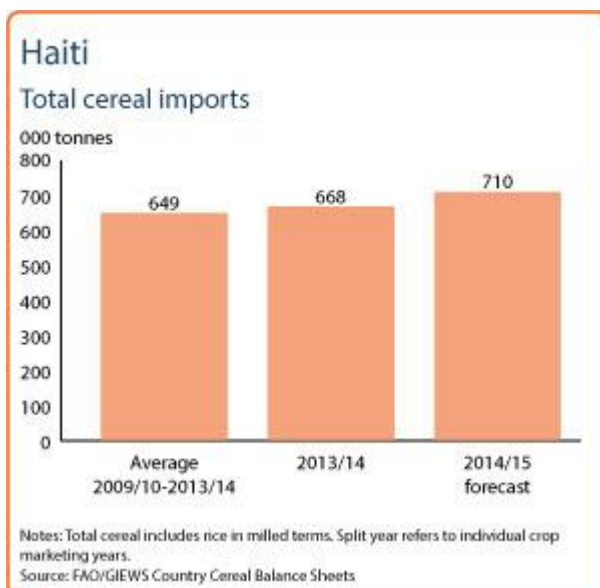
By contrast, maize meal prices, the second most important staple, increased in major markets and remained well above their year-earlier levels as a result of the reduced 2014 output.



Haiti Cereal production

	2010-2014 average	2014	2015 forecast	change 2015/2014
	000 tonnes		percent	
Maize	282	160	282	76
Rice (paddy)	146	125	126	1
Sorghum	113	82	113	38
Others	0	0	0	0
Total	541	367	521	42

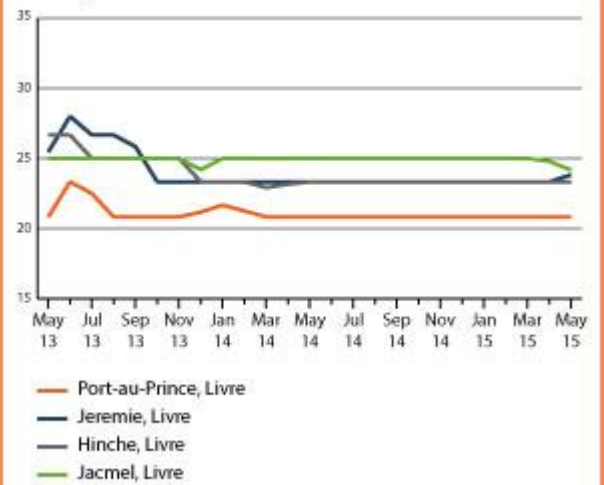
Note: percentage change calculated from unrounded data.
Source: FAO/GIEWS Country Cereal Balance Sheets



Haiti

Retail prices of imported rice

Gourde per Livre

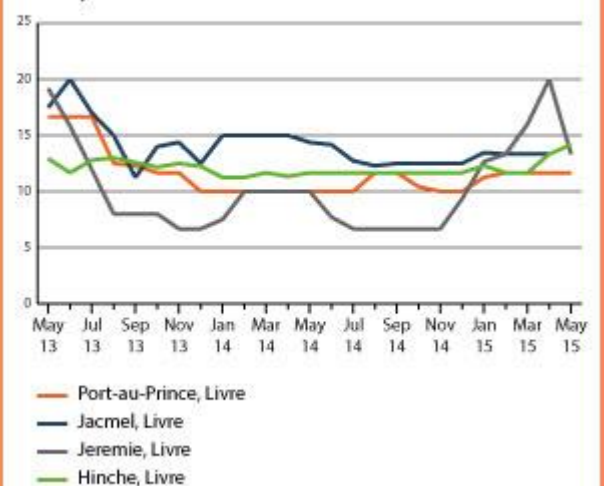


Source: Coordination nationale de la sécurité alimentaire

Haiti

Retail prices of maize meal

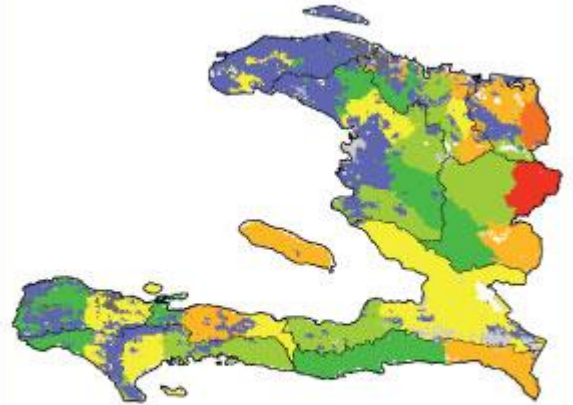
Gourde per Livre



Source: Coordination nationale de la sécurité alimentaire

Haiti - Agricultural Stress Index (ASI)¹

from start of season 1 to dekad 2 May 2015



¹ASI measures the percent of cropland affected by drought per GAUL 2 region. The index calculation is based on METOP-AVHRR data.

Reference Date: 02-December-2014

FOOD SECURITY SNAPSHOT

- 2014 cereal production forecast at sharply reduced levels
- Higher cereal imports forecast in 2014/15 marketing year (July/June)
- Rice and maize meal prices remained unchanged and at low levels in November

2014 cereal production forecast at sharply reduced levels

Official estimates of the 2014 cereal season output have been revised sharply downwards. This follows unseasonal dry weather from June through August which affected the 2014 spring season's cereal crops, the most important for maize which is rainfed, and the summer crops, mainly rice. Cereal production in 2014 is expected to decrease by 40 percent and reach 367 000 tonnes.


Preliminary assessments point to 16 000 families being affected by the drop in production in the Central Plateau, North-West, South-East and Western regions of the country. These families are currently being assisted by WFP with cash-for-work programmes, the Haitian Government with food vouchers and by other UN agencies.

Higher cereal imports forecast in 2014/15 marketing year (July/June)

Cereal imports in the 2014/15 marketing year (July/June) are forecast at 705 000 tonnes, 7 percent above last year's near-average level. The increase mainly reflects higher imports of rice and maize which are expected to increase by 8 and 18 percent, respectively, from last year as a result of the sharp drop in this year's production.

Rice and maize meal prices remained unchanged and at low levels in November

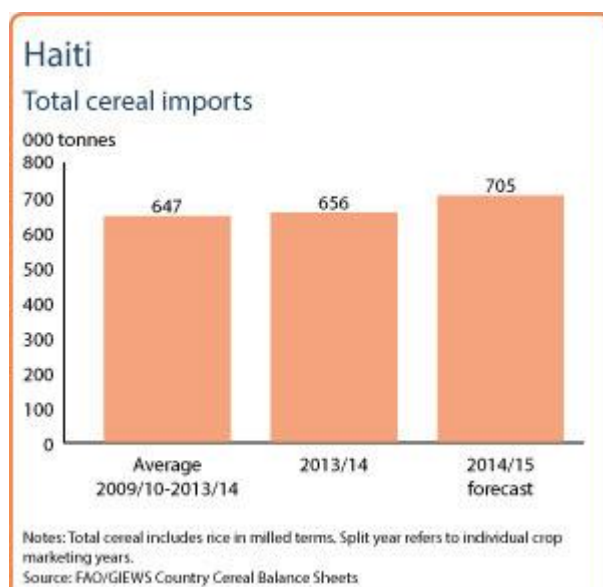
Prices of main staple imported rice, which represents more than 80 percent of domestic consumption, remained stable in most markets and declined in the capital, Port-au-Prince, in US dollars, following trends in prices from the United States of America, the country's main supplier. Prices were unchanged or below their levels of a year earlier. Local maize meal prices, the second most important staple, remained stable in most markets and were below their levels from November 2013, in spite of a sharp reduction in 2014 maize production.



Haiti Cereal production

	2009-2013 average	2013	2014 forecast	change 2014/2013
	000 tonnes			percent
Maize	311	335	160	-52
Rice (paddy)	146	169	125	-26
Sorghum	121	108	82	-24
Others	0	0	0	0
Total	578	612	367	-40

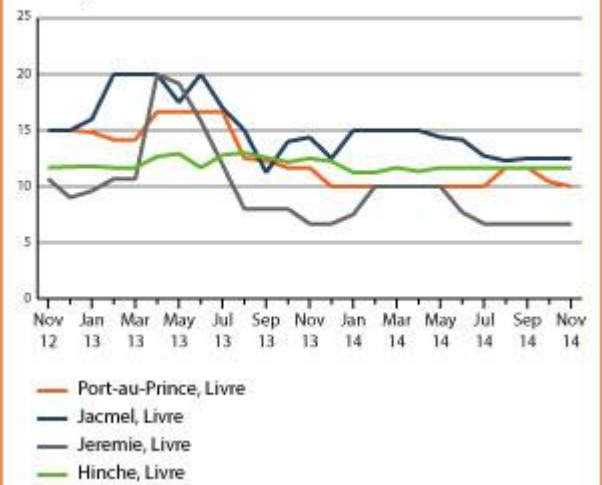
Note: percentage change calculated from unrounded data.
Source: FAO/GIEWS Country Cereal Balance Sheets



Haiti

Retail prices of maize meal

Gourde per Livre

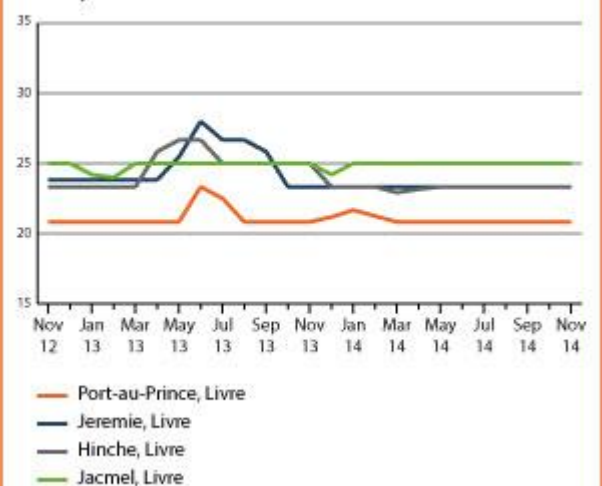


Source: Coordination nationale de la sécurité alimentaire

Haiti

Retail prices of imported rice

Gourde per Livre



Source: Coordination nationale de la sécurité alimentaire

Reference Date: 07-August-2014

FOOD SECURITY SNAPSHOT

- Favourable prospects for the 2014 main season crops
- Slightly higher cereal imports forecast for the 2014/15 marketing year (July/June)
- Rice and maize meal prices remain at low levels in July

Favourable prospects for the 2014 main season crops

Harvesting of the 2014 main season crops is currently underway and will be concluded by the end of September. After below-average precipitations at the beginning of the season, between April and May, remote sensing data shows a recovery in rains since the last dekad of May, which benefited crop development in the major producing areas of the country. Assuming normal weather conditions continue during the remainder of the year, as well as an average secondary season rice crop, to be harvested by December, FAO's latest forecasts point to an aggregate 2014 cereal production of 596 000 tonnes, 3 percent up from last year's record level.


Slightly higher cereal imports forecast for the 2014/15 marketing year (July/June)

Imports in the 2014/15 marketing year (July/June) are preliminarily forecast at 684 000 tonnes, 4 percent above last year's near-average level. The increase mainly reflects growth in imports of wheat (which is not produced in the country) and rice.

Rice and maize meal prices remain at low levels in July

Prices of imported rice - the main food staple - remained unchanged or declined in most markets in July. This mainly reflects trends in rice export quotations from the United States, which is the main supplier of the country and the good prospects for this year's harvest.

Prices of maize meal, the country's second most important food staple, also declined or were unchanged in July reflecting the new adequate supplies from the ongoing harvest. Overall, in July maize meal prices are below their year-earlier levels.



Haiti
Cereal production

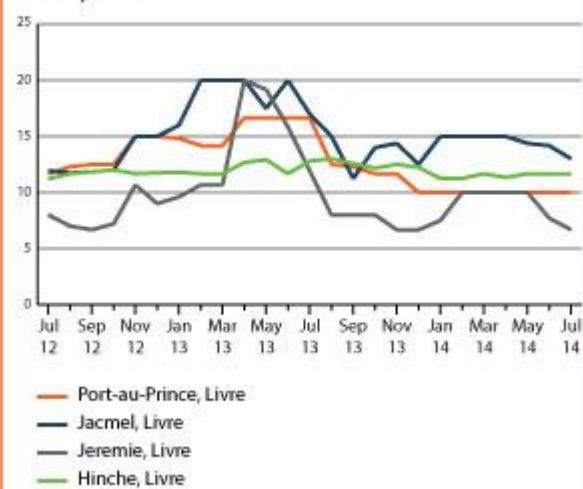
	2009-2013 average	2013	2014 forecast	change 2014/2013
	000 tonnes			percent
Maize	302	289	302	4
Rice (paddy)	146	169	170	1
Sorghum	124	121	124	2
Others	0	0	0	0
Total	572	579	596	3

Note: percentage change calculated from unrounded data.
Source: FAO/GIEWS Country Cereal Balance Sheets

Haiti

Retail prices of maize meal

Gourde per Livre

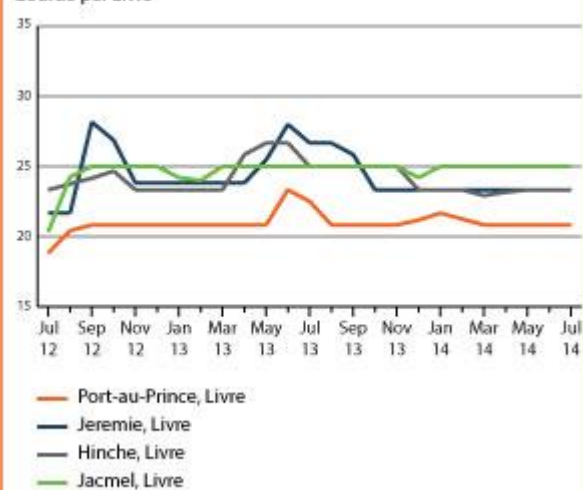


Source: Coordination nationale de la sécurité alimentaire

Haiti

Retail prices of imported rice

Gourde per Livre



Source: Coordination nationale de la sécurité alimentaire

Reference Date: 30-May-2014

FOOD SECURITY SNAPSHOT

- Improved prospects for the main 2014 spring cereal season
- Cereal imports for the 2013/14 marketing year (July/June) estimated at above average levels
- Rice and maize meal prices were unchanged in May and at low levels

Improved prospects for the main 2014 spring cereal season

Planting of the main spring cereal season is mostly concluded. After lower-than-normal precipitation in March, remote sensing data indicate well above-average precipitation since mid-April in most parts of the country. The abundant precipitation may have prevented a significant reduction in plantings, which were delayed by the dry weather and benefited early-planted crops, particularly in the main-growing L'Artibonite and Ouest departments.

Assuming that normal weather conditions continue during the remaining of the season, as well as an average second season rice crop, to be planted from July, preliminary FAO forecasts point to a 2014 aggregate cereal production of 556 000 tonnes, 3 percent up from last year and near the country's five-year average.

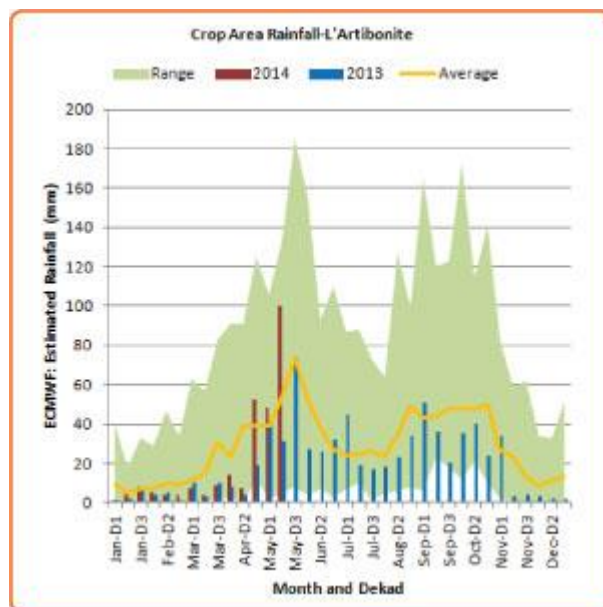

Cereal imports for the 2013/14 marketing year (July/June) estimated at above average levels

Imports in the 2013/14 marketing year (July/June) are preliminarily estimated at 706 000 tonnes, marginally higher than the previous year and above the five-year average. The increase mainly reflects growth in imports of wheat which is not produced in the country. Early forecasts for the 2014/15 marketing year also point to a further growth in imports, primarily driven by wheat but also rice, as imports cover 80 percent of domestic consumption.

Rice and maize meal prices were unchanged in May and at low levels

Prices of imported rice --the main food staple-- remained unchanged or declined in most markets in May. This mainly reflects trends in rice export quotations from the United States, which is the main supplier of the country.

Prices of maize meal, the country's second most important food staple, remained relatively stable in most markets and were lower than a year earlier, reflecting adequate supplies from the recovered 2013 production. The exception to this trend is Cap Haitien and Hinche where prices increased seasonally in May but were still lower than at the same time last year.



Haiti

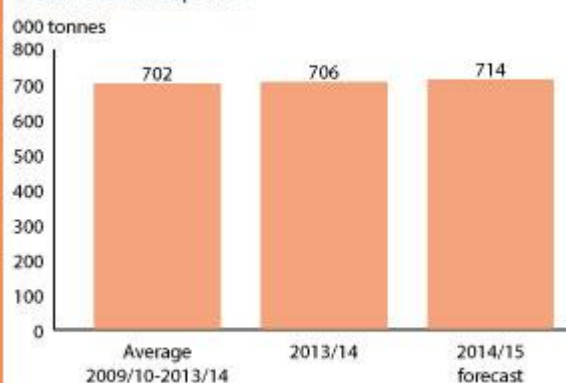
Cereal production

	2009-2013 average	2013	2014 forecast	change 2014/2013
	000 tonnes			percent
Maize	302	289	302	4
Rice (paddy)	132	130	130	0
Sorghum	124	121	124	2
Others	0	0	0	0
Total	558	540	556	3

Note: percentage change calculated from unrounded data.
Source: FAO/GIEWS Country Cereal Balance Sheets

Haiti

Total cereal imports

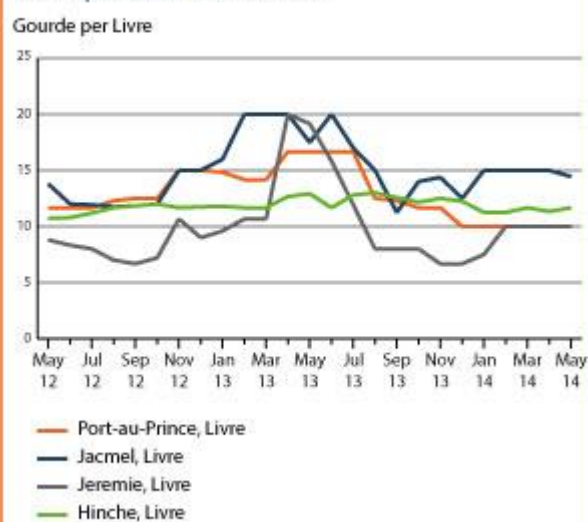


Notes: Total cereal includes rice in milled terms. Split year refers to individual crop marketing years.

Source: FAO/GIEWS Country Cereal Balance Sheets

Haiti

Retail prices of maize meal

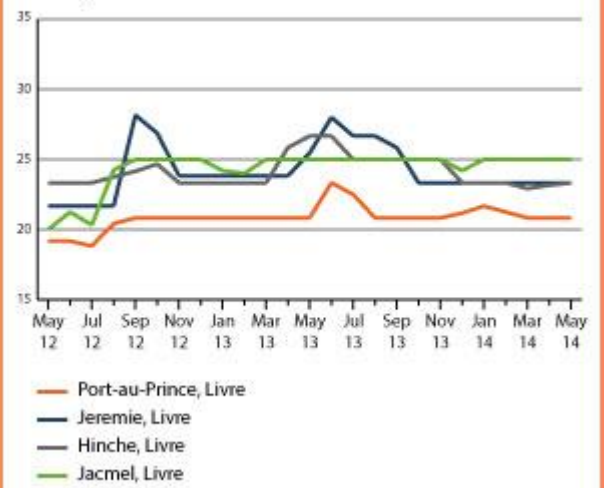


Source: Coordination nationale de la sécurité alimentaire

Haiti

Retail prices of imported rice

Gourde per Livre



Source: Coordination nationale de la sécurité alimentaire

Reference Date: 09-April-2014

FOOD SECURITY SNAPSHOT

- Drought affecting food security in the Northwest region
- More rains needed for planting of the 2014 main season cereal crop
- Cereal imports forecast to remain high in the 2013/14 marketing year (July/June)
- Rice and maize meal prices remain stable in March

Drought affecting food security in the Northwest region

Well below-average precipitation from November to March has resulted in crop losses of the 2013/14 “autumn” season, mainly sorghum, beans and maize, in high altitude areas and prevented farmers from planting in low-lying parts. Although the impact of the reduced output in the region in the 2013 national production is not significant, the Northwest region is one of the most vulnerable regions in the country, with 43 percent of household suffering from food insecurity and high rates of chronic malnutrition. In order to assist the drought-affected population, the Government of Haiti and the United Nations have launched a joint appeal for international support. The World Food Programme (WFP) has recently distributed 1 500 tonnes of food to approximately 164 000 people, mainly women and children. In addition, the Ministry of Agriculture also provided 6 000 seed kits. Additional emergency assistance is still needed, in particular with agricultural inputs for planting of the 2014 main season crop which has just started with improved precipitation in late March.

More rains needed for planting of the 2014 main season cereal crop

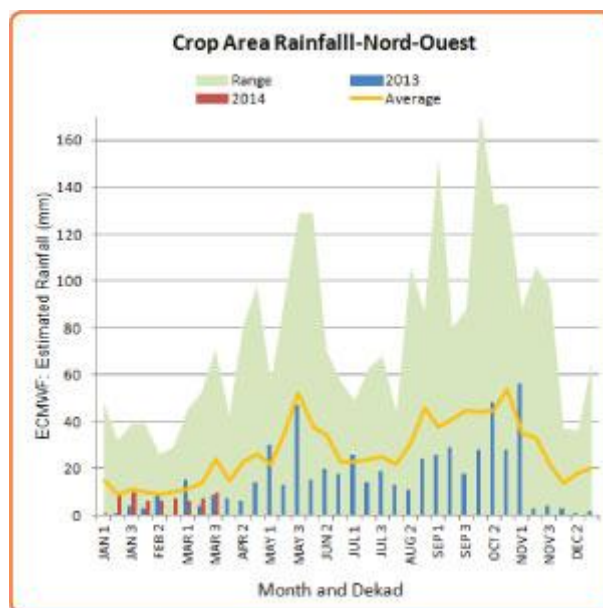
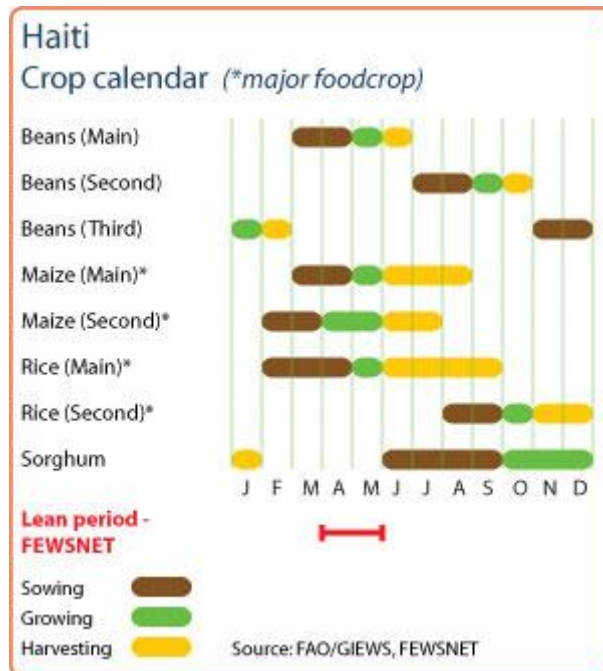
In the main producing regions of Artibonite and West, planting of the 2014 main “spring” season cereal crops, mainly maize, is well advanced. Remote sensing data indicate below-average precipitation in February and March, which delayed planting. More rain is needed to avoid significant reduction of yield potential this season.

Recovery in 2013 cereal output

The 2013 cereal production (main and second seasons) was estimated at 540 000 tonnes, or 35 percent up on the previous year’s sharply-reduced level. This mainly reflects a recovery in yields of maize, rice and sorghum due to favourable weather during the cropping season, in particular the absence of tropical storms and flooding.

Cereal imports forecast to remain high in the 2013/14 marketing year (July/June)

Despite the 2013 good cereal production, imports in the 2013/14 marketing year (July/June) are forecast at 706 000 tonnes, unchanged from the previous year’s level but 5 percent higher than the five-year average. The increase reflects greater wheat imports, which are forecast to reach their pre-earthquake levels of



Haiti Cereal production

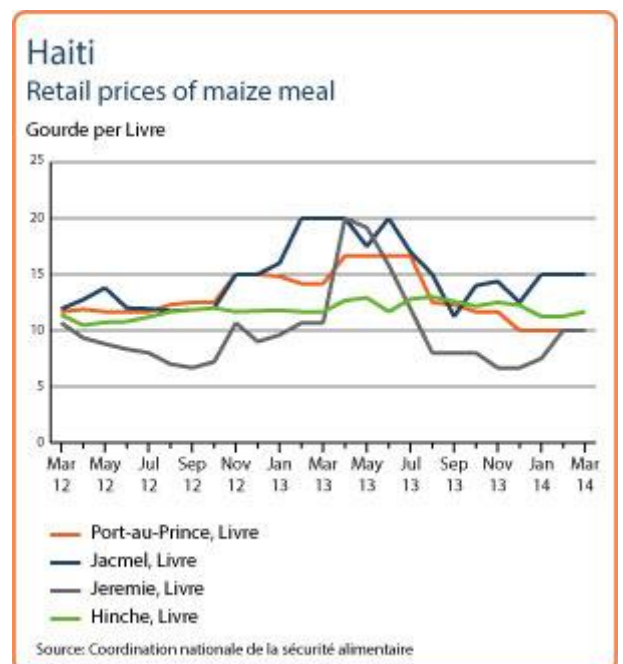
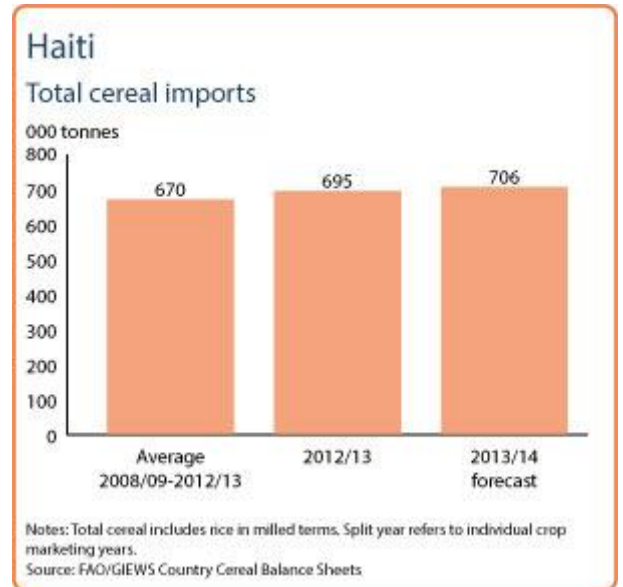
	2008-2012	2012	2013 estimate	change 2013/2012
	average			
	000 tonnes		percent	
Maize	286	202	289	43
Rice (paddy)	128	116	130	12
Sorghum	120	92	121	32
Others	0	0	0	0
Total	534	410	540	32

Note: percentage change calculated from unrounded data.
Source: FAO/GIEWS Country Cereal Balance Sheets

197 000 tonnes. Imports of other cereals are expected to remain at average levels.

Rice and maize meal prices remain stable in March

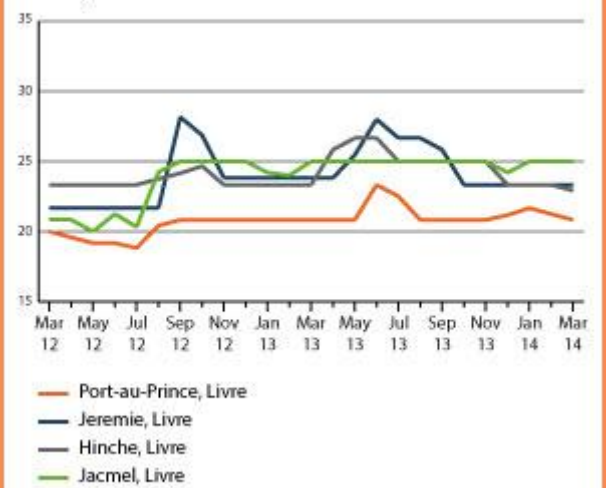
The prices for imported rice, the main food staple, remained unchanged in most of the country and declined slightly in Port-au-Price, reflecting the weakening of U.S. rice export quotations for a second consecutive month. Prices of maize meal, the country's second most important food staple, remained stable in most markets and were lower than a year earlier, reflecting adequate supplies from the good 2013 production.



Haiti

Retail prices of imported rice

Gourde per Livre



Source: Coordination nationale de la sécurité alimentaire

Reference Date: 11-March-2014

FOOD SECURITY SNAPSHOT

- Low precipitation delays planting of the 2014 main season cereal crops
- Cereal imports forecast to remain high in 2013/14 (July/June) marketing year
- Maize meal and rice prices stable in February

Low precipitation delays planting of the 2014 main season cereal crops

Planting of the 2014 main “printemps” season cereal crops, mainly maize, is now underway after some delays due to below average precipitation in February.

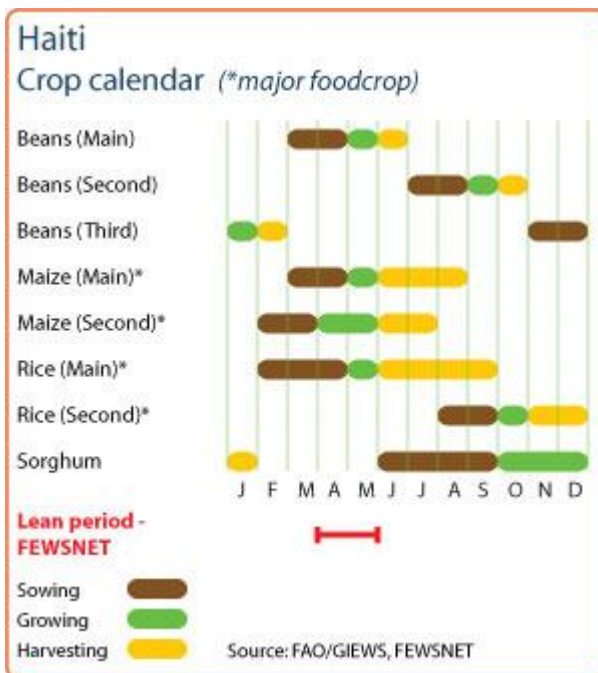
The 2013 cereal production (main and second seasons) is estimated at 540 000 tonnes, or 35 percent up on last year’s sharply reduced level. This reflects increased maize and rice outputs, following a recovery in yields due to the absence of tropical storms and flooding last year.

Cereal imports forecast to remain high in 2013/14 (July/June) marketing year

Cereal imports in 2013/14 (July/June) marketing year are forecast at 706 000 tonnes, unchanged from the previous year’s level but 5 percent higher than the five-year average. The increase reflects greater wheat imports, which are forecast to reach their pre-earthquake levels of 197 000 tonnes. Imports of other cereals are expected to remain at average levels.

Maize meal and rice prices stable in February

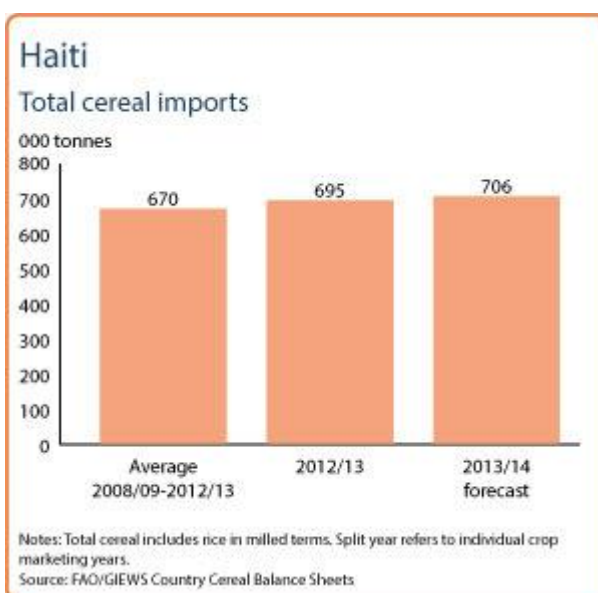
Prices of imported rice, the main food staple, remained generally stable in February, despite the recent weakening of rice export quotations from the United States, the country’s main source of imports. Prices of maize meal—the country’s second most important food staple—remained unchanged in most markets and were lower than a year earlier reflecting adequate supplies from the good 2013 production.



Haiti Cereal production

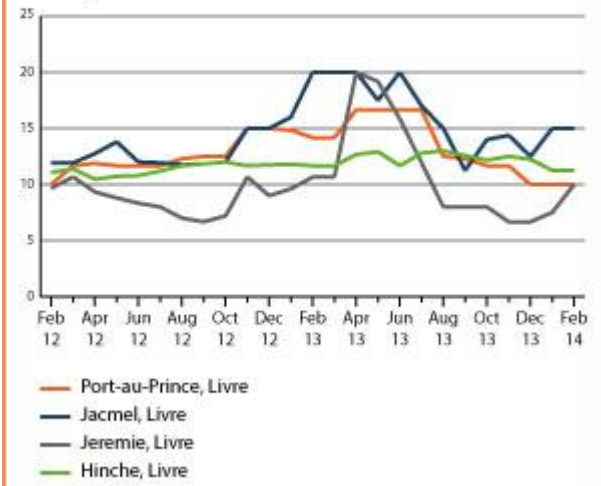
	2008-2012 average	2012	2013 estimate	change 2013/2012
	000 tonnes			percent
Maize	286	202	289	43
Rice (paddy)	128	116	130	12
Sorghum	120	92	121	32
Others	0	0	0	0
Total	534	410	540	32

Note: percentage change calculated from unrounded data.
Source: FAO/GIEWS Country Cereal Balance Sheets



Haiti Retail prices of maize meal

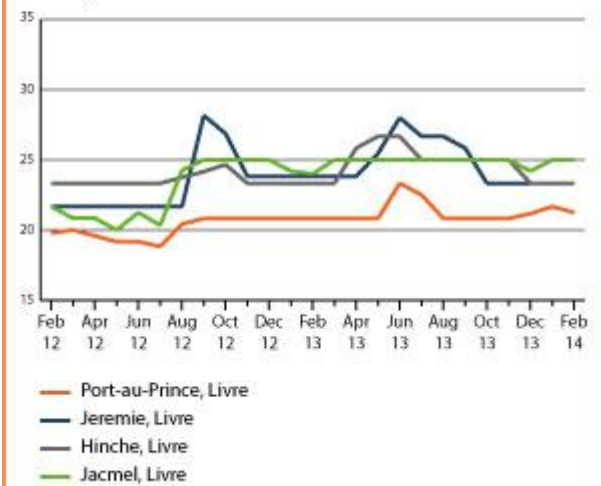
Gourde per Livre



Source: Coordination nationale de la sécurité alimentaire

Haiti Retail prices of imported rice

Gourde per Livre



Source: Coordination nationale de la sécurité alimentaire

Reference Date: 01-October-2013

FOOD SECURITY SNAPSHOT

- The 2013 main season cereal production recovers from last year's low level
- Maize meal prices decline with the new harvest while rice prices remain stable

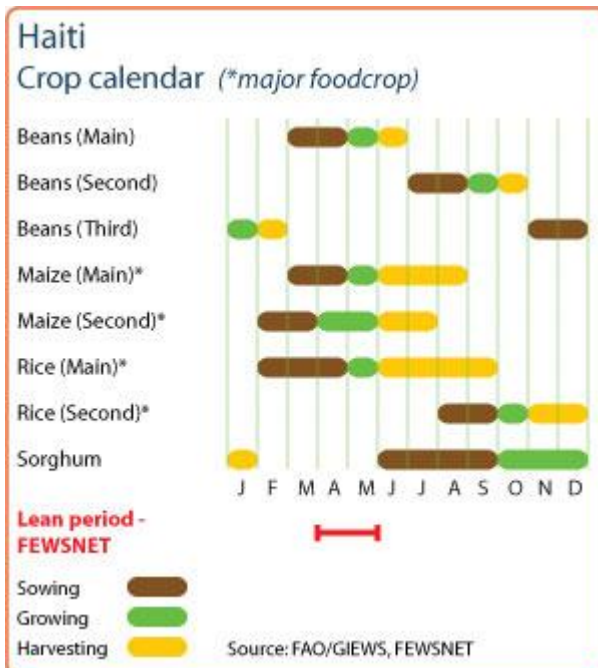
The 2013 main season cereal production recovers from last year's low level

The harvest of the 2013 main (spring) cereal season was completed in September. This season accounts for about half of the annual production of cereals, mainly maize and sorghum, but only a third of the rice output. Despite below average precipitation during the sowing period, the absence of tropical storms and flooding this season has resulted in a recovery of maize yields. Preliminary official estimates point to an increase of 30 percent in production from last year's sharply reduced level. Rice production is also estimated improved. Planting of the secondary season has begun under favourable weather conditions. Assuming favourable weather in the remaining of the secondary season, the 2013 aggregate cereal production is expected to increase 35 percent from last year to above average levels.

Maize meal prices decline as new harvest arrives while rice prices remain stable

With the arrival of the new harvest into the markets, prices of local maize meal—an important staple—have declined in recent months. In Port-au-Prince and Jacmel, prices for maize meal in September were at the same level or lower than a year earlier. In remote areas, such as Jeremie and Hinche, prices were higher than in September 2012 due to access difficulties.

Prices of imported rice the main staple in the country—remained stable in most markets in September, with the exception of Port-au-Prince where they declined almost 8 percent. However, following trends of the United States export rice prices, domestic price remains higher than at the same time in 2012. By contrast, prices for locally produced rice are lower than a year earlier reflecting the recent harvest.



Haiti Cereal production

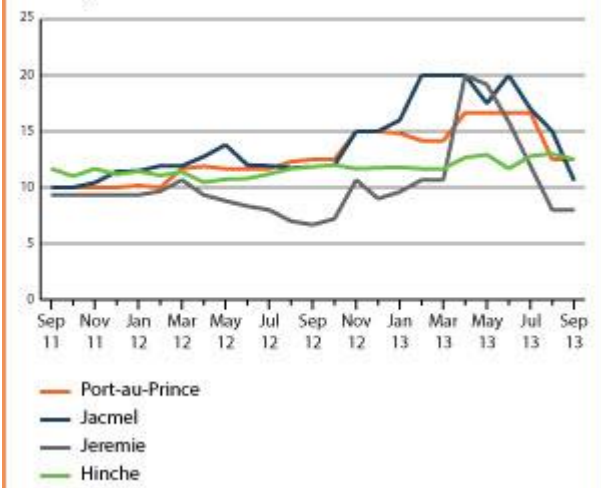
	2008-2012 average	2012	2013 forecast	change 2013/2012 percent
	000 tonnes			
Maize	286	202	289	43
Rice (paddy)	128	106	130	23
Sorghum	120	92	121	32
Others	0	0	0	0
Total	534	400	540	35

Note: percentage change calculated from unrounded data.
Source: FAO/GIEWS Country Cereal Balance Sheets

Haiti

Retail prices of maize meal

Gourde per Livre

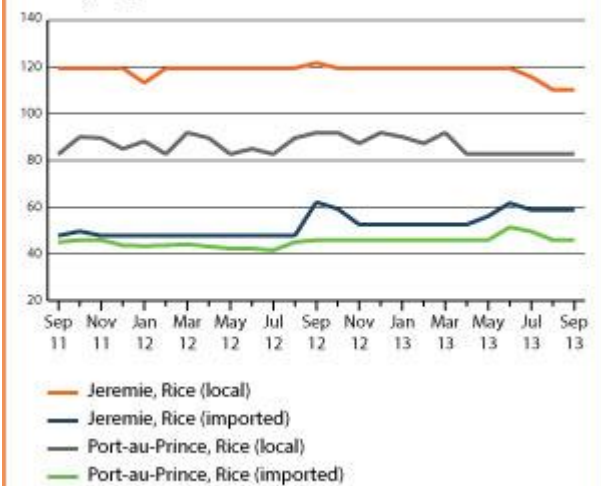


Source: Coordination nationale de la sécurité alimentaire

Haiti

Retail prices of rice

Gourde per Kg



Source: Coordination nationale de la sécurité alimentaire

Reference Date: 27-May-2013

FOOD SECURITY SNAPSHOT

- Uncertain prospects for the 2013 main cereal season due to early dry weather
- Higher cereal imports in 2012/13
- Maize meal prices continue to increase

Uncertain prospects for the 2013 main cereal season due to early dry weather

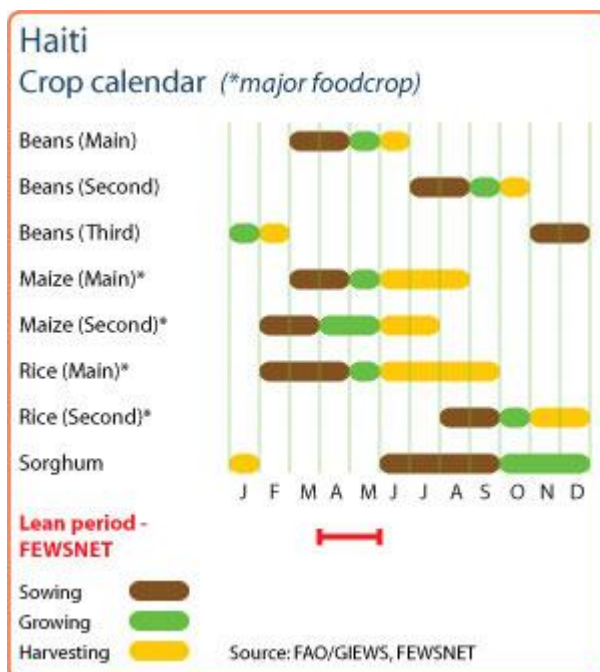
Sowing of the 2013 main (spring) cereal season was completed in April. This season accounts for about half of the annual production of cereals, mainly maize and sorghum, but only a third of the rice output. Below average precipitation in the second half of March and most of April, particularly in key growing areas of the departments of Centre and Artibonite, negatively affected planting operations. Weather conditions significantly improved towards the end of April and May, but rains may have arrived too late to avoid reductions in plantings and yields of early sowed crops. Assuming normal precipitation in the remainder of the season, yields and cereal production are expected to recover from the poor levels of last year, reduced by flooding as a result of hurricane Sandy. The 2012 aggregate cereal output was officially estimated 38 percent lower than the bumper crop of the previous year at 365 000 tonnes. Maize production declined by 42 percent to 202 000 tonnes.

Higher cereal imports in 2012/13

Based on shipments until the end of March, cereal imports in marketing year 2012/13 (July/June) are forecast to reach 750 000 tonnes or 18 percent more than in the previous year. Commercial imports of wheat account for most of this change, increasing by 24 percent from 2011/12. Higher imports this season have partially compensated the sharp reduction in local production and supported cereal domestic availability.

Maize meal prices continue to increase

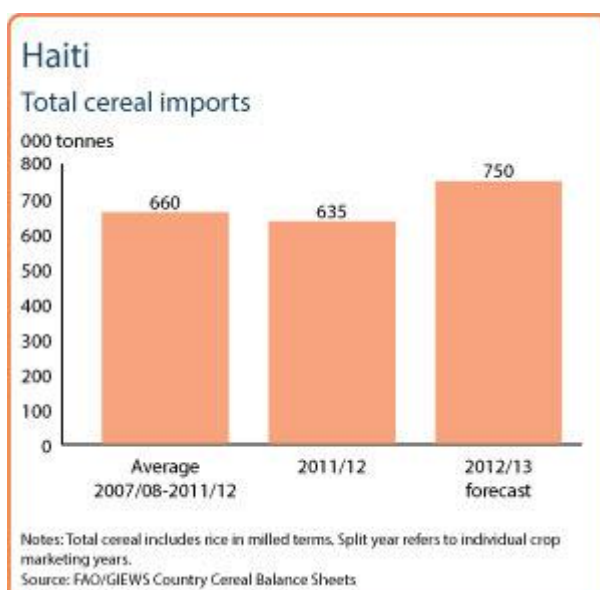
Prices of local maize meal—an important staple in the local diet—have been on the rise since December of last year following the sharp drop in local supplies. In April, the highest month to month price increases were observed in Port-au-Prince, Hinche, and Ouanaminthe. Maize meal prices are expected to remain high until the harvest of the 2013 spring season from July. By contrast, prices of imported cereals, mainly rice and wheat, have remained stable since the beginning of 2012, although at levels higher than a year ago reflecting trends in world markets.



Haiti Cereal production

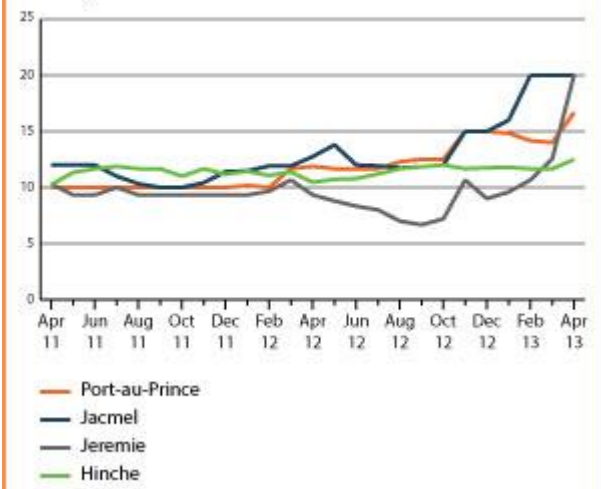
	2008-2012 average	2012	2013 forecast	change 2013/2012
	000 tonnes			percent
Maize	286	202	289	43
Rice (paddy)	128	106	130	23
Sorghum	120	92	121	32
Others	0	0	0	0
Total	534	400	540	35

Note: percentage change calculated from unrounded data.
Source: FAO/GIEWS Country Cereal Balance Sheets



Haiti Retail prices of maize meal

Gourde per Livre



Source: Coordination nationale de la sécurité alimentaire

Reference Date: 06-December-2012

FOOD SECURITY SNAPSHOT

- Tropical Storm Sandy in late October caused damages to agriculture worsening food security
- The 2012 cereal production sharply reduced due to dry weather followed by Tropical Storm Isaac
- Price of imported rice stable but at high levels, those of maize rising in some markets

Natural hazards sharply reduced the 2012 cereal production

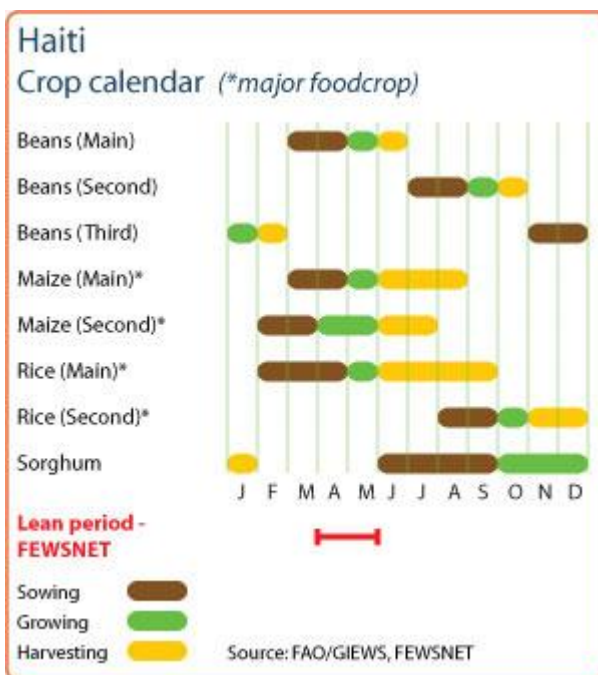
At the time of Tropical Storm Sandy in late October, most of the 2012 second summer season cereal crops had been harvested but sowing of the minor third autumn season cereal crop was underway. The severe flooding and heavy winds brought by Tropical Storm Sandy damaged the recently planted maize and sorghum crops and adversely affected production of non-cereal food crops such as bananas, pulses and vegetables and also resulted in important animal losses. In addition, losses of seeds stored in households are widely reported. An official assessment of the agriculture damage has just been concluded but an overall quantification of the losses is not yet available.

Harvesting of the 2012 main summer season rice crop was completed in October in the key producing central Artibonite irrigated plains. The national output was estimated 26 percent lower than last year's good harvest. In spite of adequate irrigation water supplies, high prices of fertilizers resulted in reduced plantings, while Tropical Storm Isaac in August in the Western, Southeastern and Nippes departments, resulted in rice crop losses.

The spring season cereal crops, harvested earlier in the year and which normally accounts for about half of the annual maize output and approximately 30 percent for rice, were affected by dry weather conditions during the growing period in May and early June. Yields of the main maize crop were particularly affected and the output was estimated well below the good level of the same season in 2011. In aggregate, latest estimates indicate a 2012 maize production (winter, spring and summer crops) of 190 000 tonnes, 46 percent below the bumper crop of 2011, while paddy rice production is tentatively forecast at 89 000 tonnes, 26 per cent below last year's level.

Prices of rice firm and those of maize increasing locally

Prices of the main staple imported rice in November remained unchanged in most markets after rising in August and were around their relatively high levels a year earlier, reflecting the recent strengthening of export prices from the United States, the country's main supplier. Prices of domestically produced maize and beans continued to rise in November in several markets, following the sharply reduced 2012 outputs, adversely affected by drought and by Tropical Storm Isaac. The Tropical Storm Sandy in late October, which caused severe damage to agriculture and infrastructure, provided further support.



Haiti Cereal production

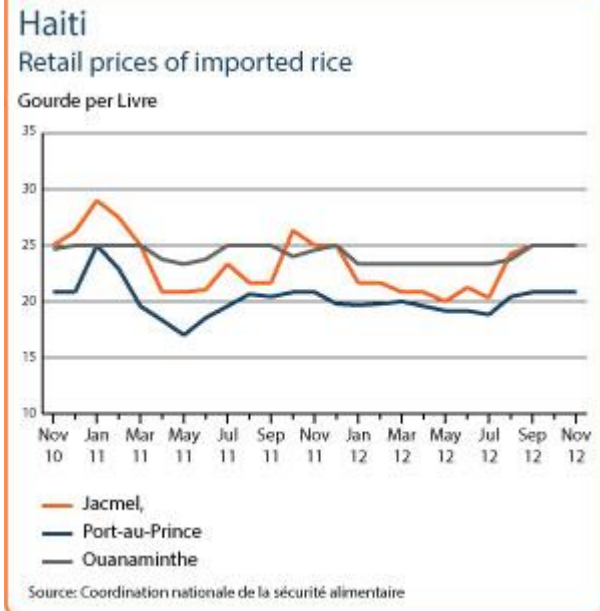
	2007-2011 average	2011	2012 forecast	change 2012/2011
	000 tonnes			percent
Maize	300	349	190	-46
Rice (paddy)	126	120	89	-26
Sorghum	125	138	72	-48
Others	0	0	0	0
Total	551	607	351	-42

Note: percentage change calculated from unrounded data.
Source: FAO/GIEWS Country Cereal Balance Sheets

Food security has deteriorated

Food insecurity has deteriorated as a result of this year's reduced food production, damage to agriculture and housing due to tropical storms and high prices of main staple imported rice. The situation is particularly serious in the areas directly affected by drought and Tropical Storms Isaac and Sandy. The combined damage caused by natural disasters in 2012 is estimated at USD 254 million and by October about 2 million people were estimated as facing food and nutrition insecurity. Food insecurity of vulnerable populations is expected to deteriorate in the coming months when the limited supplies from the 2012 spring and summer season harvests will be depleted. Haiti heavily depends on rice and wheat imports to satisfy its domestic demand of cereals. Overall, this year's food demand will have to be met by increased imports, which, in a context of higher international prices, is resulting in increased domestic food prices, thus hampering access to food by large groups of low-income populations.

FAO and the Government of Haiti are seeking USD 74 million over the next 12 months to help rehabilitate the country's agricultural sector, in particular to urgently help small farmers with seeds, fertilizers and agricultural tools to plant crops for next year's harvest. By late November, out of the USD 74 million called for, FAO had secured only USD 2.7 million, with indications of further USD 5-6 million in the pipeline from different donors. More pledges are urgently needed to enable drought and tropical storm-affected farming households to restart agricultural production during the next main planting season.



Reference Date: 17-August-2012

FOOD SECURITY SNAPSHOT

- Dry weather conditions sharply reduced the 2012 spring season cereal crops
- Prices of imported rice stable while those of maize decline in some markets
- Food security remains difficult

Dry weather conditions sharply reduced the 2012 spring season cereal crops

Harvesting of the 2012 spring season's cereal crops, which normally accounts for about half of the annual maize output and approximately 30 percent for rice, is underway. Dry weather conditions during the growing period in May and early June had a negative impact on yields, particularly maize, which is mainly rainfed and the output is anticipated to be well below the good level of the same season in 2011.

Planting of the main season rice crop is ongoing in the central Artibonite irrigated plains. Water supplies are estimated adequate, but high prices of fertilizers and low availability of agricultural inputs may reduce plantings.

The 2012 aggregate maize production (spring and summer crops) is expected at 280 000 tonnes, 20 percent below the high level of 2011, while rice production is tentatively forecast at 120 000 tonnes, similar to last year's level.

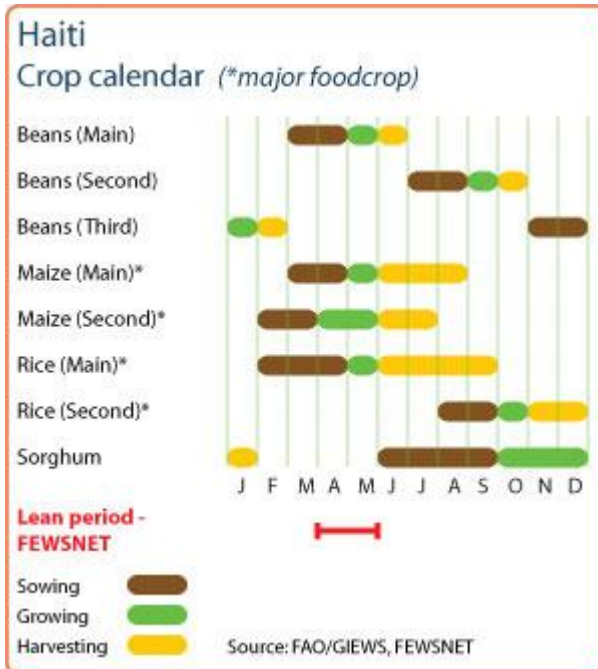
Rice prices stable while those of maize decline in some markets

In most markets, prices of the main staple imported rice remained relatively stable in the past months and in July were around or below their levels of a year ago.

Prices of locally produced maize showed marked declines in the past months in some markets as a result of the arrival of the spring harvest into the markets, but remained firm in the capital city Port-au-Prince. In general, prices in July were below or close to their levels at the same time a year ago. Maize prices are expected to increase in the next months as a result of the spring season reduced production.

Food security remains difficult

The ongoing 2012 spring season cereal harvest, although reduced, has increased availabilities of locally produced crops and lowered prices improving somewhat food security situation. Latest official reports indicate a decline in the number of new cholera since the beginning of July. However, despite the number of cases this summer has not been as high as in 2011, still 377 deaths and some 45 000 cases were reported in the last three months. The Government expects cholera cases to increase with the cyclone season.



Haiti
Cereal production

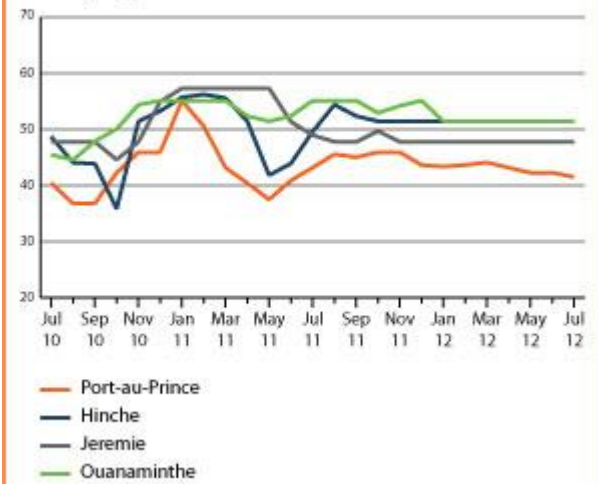
	2007-2011 average	2011	2012 forecast	change 2012/2011
	000 tonnes			percent
Maize	300	349	280	-20
Rice (paddy)	126	120	120	0
Sorghum	125	138	115	-17
Others	0	0	0	0
Total	551	607	515	-15

Note: percentage change calculated from unrounded data.
Source: FAO/GIEWS Country Cereal Balance Sheets

Haiti

Retail prices of imported rice

Gourde per Kg

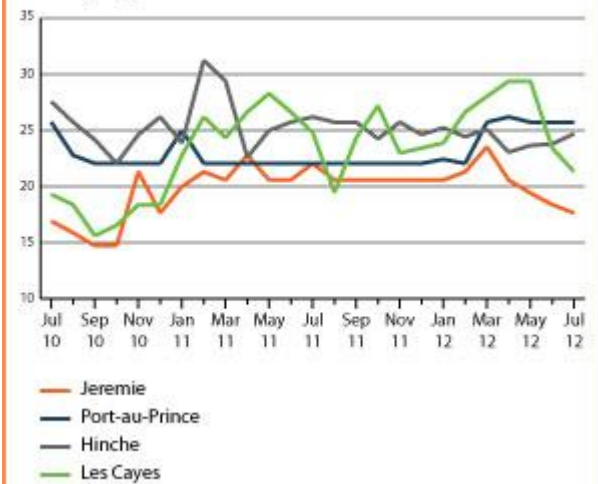


Source: Coordination nationale de la sécurité alimentaire

Haiti

Retail prices of maize

Gourde per Kg



Source: Coordination nationale de la sécurité alimentaire

Reference Date: 21-February-2012

FOOD SECURITY SNAPSHOT

- Cereal production in 2011 above average
- Prices of imported rice decline
- Food security improves but situation remains difficult

Poor start of the rains of the 2012 spring cereal season

Sowing of the 2012 spring season's cereal crops –rice and maize– normally starts in February/March but below average rains during January and February may delay field activities. Although rice cultivation is irrigated in the main valleys, low precipitation is likely to affect rain fed areas.

Cereal harvest in 2011 above average but below the previous year's record output

Total cereal 2011 production is estimated some 19 percent above the average of the last five years, although about 7 percent below the bumper levels in 2010. The decrease in output is the result of prolonged dry weather since the beginning of the season which delayed plantings of the 2011 main season crops and reduced yields. The departments most affected by dry conditions were the North, Northwest, Northeast and High Central Plateau.

Maize, the most important domestically produced cereal, is mainly a rain fed crop. The insufficient precipitation mainly affected the 2011 main spring season (March/August), which accounts for half of the annual production of maize. Overall, however, production in 2011 remained satisfactory at 349 000 tonnes, 22 percent higher than the average of the last five years. Similarly, production of sorghum in 2011 is estimated below the 2010 bumper crop but about 15 percent above than the average of the last five years. By contrast, rice production in 2011 declined sharply due to low availability of fertilizers and agricultural inputs in both the first and second seasons.


Rice prices declining while those of maize stable

Prices of the main staple imported rice resumed to increase in June and July of last year and remained relatively stable in most of the remaining of the year. Prices declined in most markets in December and January 2012 following trends in the international markets. In the capital city Port-au-Prince, prices of imported rice in January were 20 percent lower than a year ago.

Prices of locally produced maize showed mixed trends in the past months but were stable in most markets and close to their levels in January 2011. Similarly, prices of other locally produced staples, such as sorghum and beans, remained stable in most markets.

Food security improves but situation remains difficult

Following larger availabilities of locally produced crops after the 2011 good harvests and lower prices of imported staples, food security

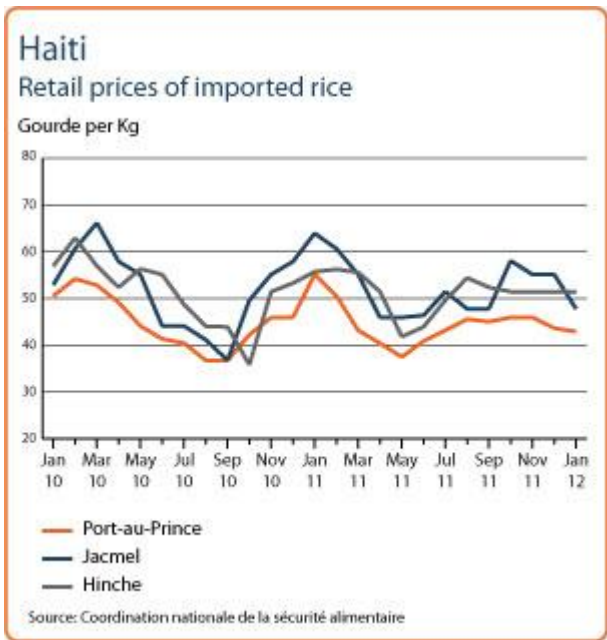


Haiti
Cereal production

	2006-2010 average	2010	2011 estimate	change 2011/2010
	000 tonnes			percent
Maize	271	365	349	-4
Rice (paddy)	124	141	120	-15
Sorghum	118	146	138	-5
Others	0	0	0	0
Total	512	652	607	-7

Note: percentage change calculated from unrounded data.
Source: FAO/GIEWS Country Cereal Balance Sheets

situation has somewhat improved in recent months. However, food insecurity, mainly concentrated in rural areas and urban areas in the departments of Northwest, Artibonite, Centre and Southeast, continues to affect about 45 percent of the population. It is estimated that still about 520 000 people are living in camps after the earthquake in January 2010. Massive humanitarian interventions led to a significant drop in the cholera fatality rate; however outbreaks are expected during the rain and hurricane season from May to November.



Reference Date: 27-May-2011

FOOD SECURITY SNAPSHOT

- Uncertain prospects for the 2011 main season cereals and beans crops
- Food security has improved with the reduction of cholera epidemic and food distributions
- Prices of imported rice declining or stable

More rains urgently needed for the 2011 main season food crops

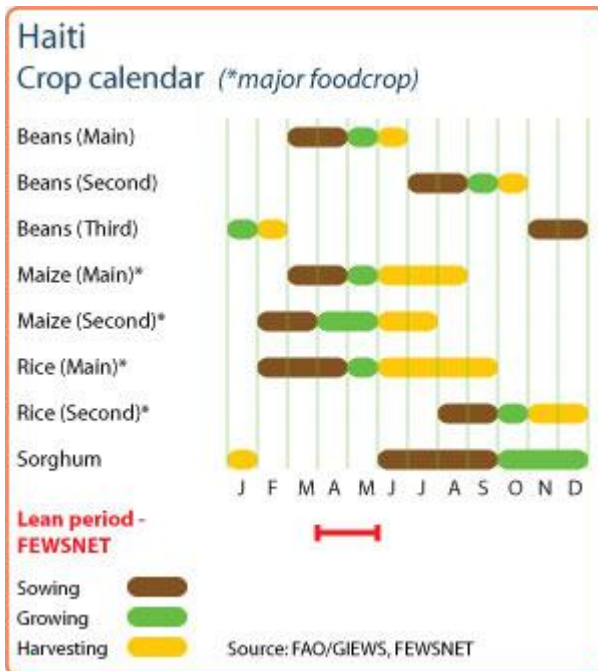
Generally below average and erratic rains in April and the first two decades of May delayed planting of the 2011 main season foodcrops crops, and have negatively affected development of crops. The current agricultural season accounts for half of the annual production of maize, the most important domestically produced cereal. Departments most affected by dry conditions include the main growing areas of the North, Northwest, Northeast, Artibonite and High Central Plateau. More rains are urgently needed in the coming weeks to avoid yield reductions. Harvest of the main season cereal and beans crops is scheduled to start in mid-June/July.

Rice and maize prices stable or declining

Prices of the main staple imported rice, that had increased markedly in the last quarter of 2010, have remained stable or declined since the beginning of the year. In May 2011, in the major market of the capital city Port-au-Prince, prices of imported rice continued on a decreasing trend and were 13 percent lower than a year ago. Prices of rice have also declined in Les Cayes, but in Jeremie and Cap Haitien markets have been unchanged in the last months. Prices of locally produced maize have shown mixed trends in the last year, declining in Port-au-Prince but rising in other markets. Prices of other basic food commodities such as beans, cooking oil, and sugar and wheat flour have been on the increase and are above their levels in May 2010.

Food security improved with control of cholera epidemic and food distributions

The cholera epidemic, mainly in the departments of Artibonite and the Centre, has been reduced since the beginning of the year following a number of humanitarian interventions. This reduction, coupled with food aid distributions, has had a positive impact on the food security situation of vulnerable groups.



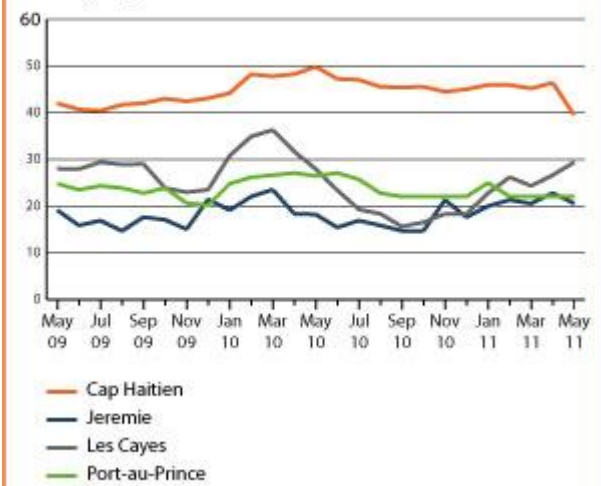
	2006-2010 average	2010	2011 forecast	change 2011/2010
	000 tonnes			percent
Maize	249	258	258	0
Rice (paddy)	122	133	130	-2
Sorghum	111	112	112	0
Others	111	112	112	0
Total	482	503	500	-1

Note: percentage change calculated from unrounded data.
Source: FAO/GIEWS Country Cereal Balance Sheets

Haiti

Retail prices of maize

Gourde per kg

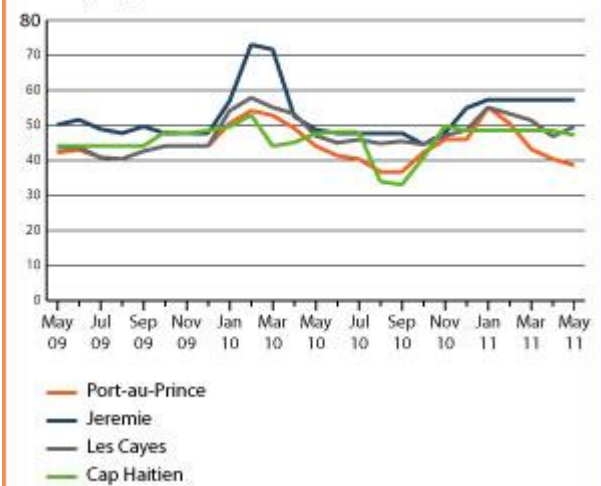


Source: Coordination nationale de la sécurité alimentaire

Haiti

Retail prices of imported rice

Gourde per kg



Source: Coordination nationale de la sécurité alimentaire

Reference Date: 2-November-2010

FOOD SECURITY SNAPSHOT

- Favourable weather conditions support the development of second season grains
- Food security continues to generally improve but monitoring remains necessary in parts of the country
- Prices of imported rice show a steep increase in the last months

A threatening health emergency is faced by Haiti

Haiti is currently facing a worrying cholera outbreak. Official sources estimate the death toll in their hundreds and the cases in their thousands. The emergency is mainly localized in the Artibonite and in the Central departments (Department du Centre) but according to unofficial sources some cases have been also found in the crowded Port-au-Prince.

Favourable weather conditions foster second season food production

Seasonal rains were generally favourable and well distributed allowing the timely onset of the second cropping season. The expected output, although estimates are very preliminary, is considered to be good. Harvesting of the main season rice crop is complete in the central Artibonite irrigated plains (where 60 percent of the total domestic rice is produced), in the plain of Les Cayes and in the small irrigated areas of the North-East department. The irrigated planes have been well supplied with water and inputs. High yield varieties of rice are now well established and widely used by farmers. According to a joint FAO/WFP Crop and Food Security Assessment Mission (CFSAM), summer rice production (the main cropping season) will see an increase of 15 percent compared to the same campaign of previous year.

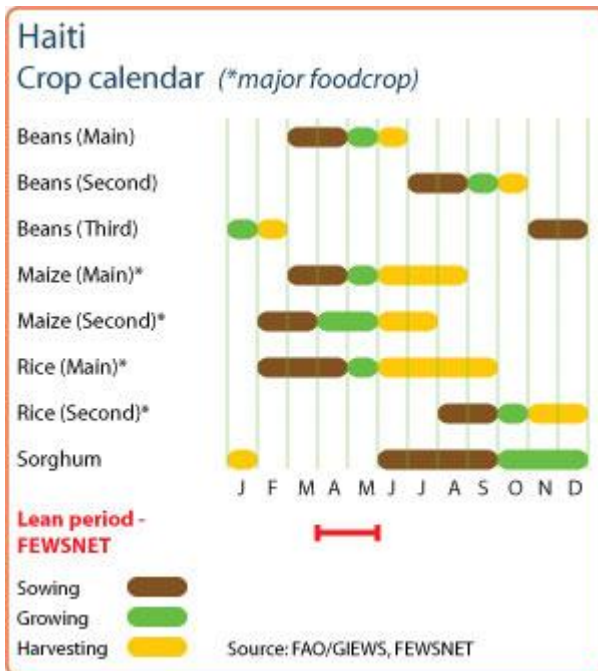
Harvesting of the main maize crop was also complete in September and estimates point to an above average aggregate output of 258 000 tonnes mainly on account of the good precipitation of the spring rainy season and on the favourable climatic conditions observed to date.

The output of the second season rice and bean crops, the harvest of which is currently underway and will last till the end of November, is expected to be above average as precipitation distribution has been generally favourable.

Food security continues to improve but close monitoring is still required in parts

The good performance of the spring cropping season, harvested till last September, and the satisfactory availability of imported commodities on the market at relatively low prices, at least till September, have had a positive impact on the food security situation in the country.

In July, the CFSAM has identified three areas of the country that were facing a critical food situation and would have required close monitoring in the following months such as the North-West, the central plateau and the vulnerable areas of the département de l'Ouest. According to more recent data, highly food insecure areas are restricted to the southern



Haiti
Cereal production

	2005-2009 average	2009	2010 forecast	change 2010/2009 percent
	000 tonnes			
Maize	238	304	258	-15
Rice (paddy)	117	128	132	3
Sorghum	108	121	112	-7
Total	463	553	502	-9

Note: percentage change calculated from unrounded data.
Source: FAO/GIEWS Country Cereal Balance Sheets

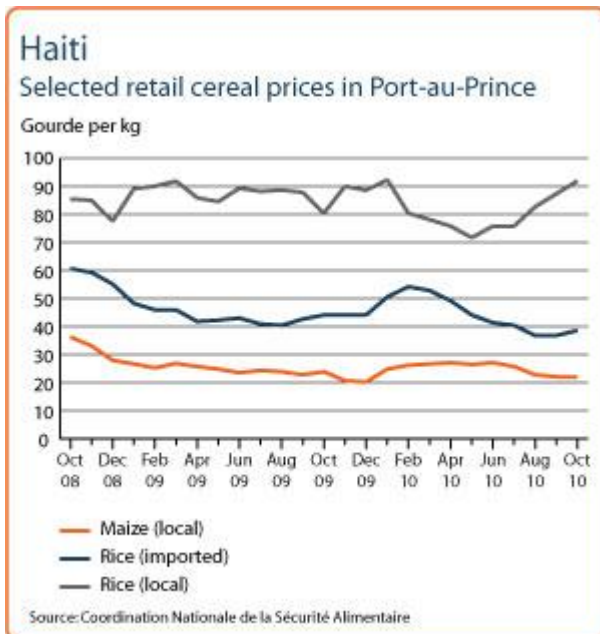
part of the North-western department and to some localized areas of the South-East and North-East departments.

Prices in Port-au-Prince are generally close to the pre-earthquake levels except for the price of imported rice

Abundant supplies of both local, as harvesting of cereals and grains from the spring cropping season has been completed in several departments, and imported food are pushing down staple food prices, which have now generally returned to their levels prior to the earthquake.

In the major market of Port-au-Prince, prices of imported rice have been declining in the last few months and in October 2010, despite a slight increase compared to previous month, are virtually back to the pre-food crisis level of 2008. Quotations of maize continue to be relatively stable.

By contrast, prices of local rice have seen a steep rise since July 2010 as the main season rice crop is currently starting to reach the market. Due to the fact that summer rice production is estimated to be higher than the already good output obtained in 2009. This is expected to reflect on local rice quotations pushing price down in the next months.



Reference Date: 17-August-2010

FOOD SECURITY SNAPSHOT

- Abundant and well distributed rains recorded in June/July 2010
- Despite late rains, above average crop forecast in the 2010 spring cropping season
- Price of major staples are back to pre-earthquake levels; maize prices remain higher than in December 2009

Following a late start, the spring rainy season was abundant and beneficial to crops in most of the country

The 2010 spring rainy season started in April/May about 4 to 6 weeks later than normal. Rains were then abundantly above average in June/July, except in the arid North-West mountains, where a poor harvest was also gathered in 2009, the northern regions of the Artibonite department and the areas close to the epicentre of the earthquake in the département de l'Ouest.

Above average foodcrop output expected in 2010; but slightly lower than last year's bumper crop

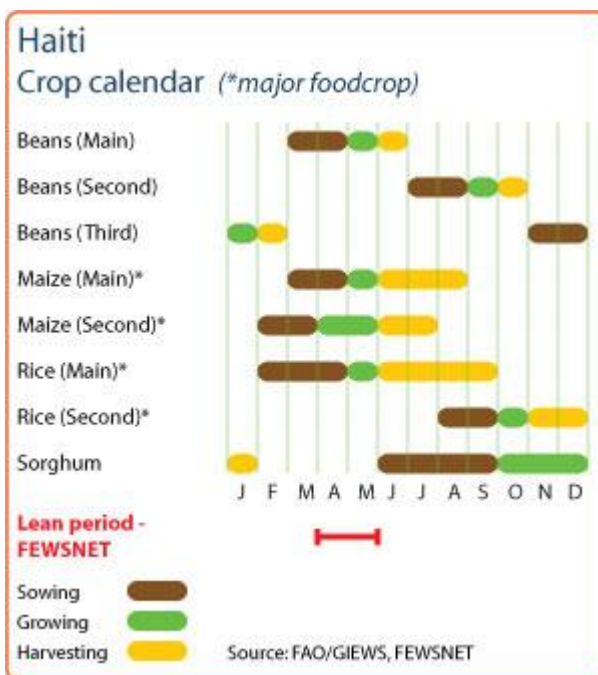
Planting of the main season rice crop is complete in the central Artibonite irrigated plains, in the plain of Les Cayes and in the small irrigated areas of the North-East department. The irrigated planes have been well supplied with water and inputs (fertilizers, improved seed varieties, credit) compared to the same period in 2009 and this is expected to slightly increase rice production during the current summer season.

Harvesting of the main maize crop is ongoing in the southern and central departments, while maize is still in its vegetative stage in the areas where rainfall was particularly delayed. The late rains resulted in a general reduction of planted area, but output may partly be offset if the good precipitation of June/July continues. Main season pulse crops are also being harvested in the humid highlands.

A joint FAO/WFP Crop and Food Security Assessment Mission (CFSAM) visited the country in June-July and a report is being finalized.

Markets are well supplied and prices of most staples are back to pre-earthquake levels

Abundant supplies of both local, as harvesting of some grains has started in several departments, and imported food are pushing down staple food prices, which have now generally returned to their levels prior to the earthquake. In the major market of Port-au-Prince prices of imported rice have been declining in the last few months and at the beginning of August 2010 rice prices were up to 25 percent lower than their levels in February 2010 and 20 percent lower than in July 2008. Similarly, quotations of local rice have also decreased and are in July 14 percent below the level of one year ago. By contrast, despite the good expected 2010 production, prices of maize remain relatively higher than the pre-earthquake level, although a slight decline is observed in the last three months.

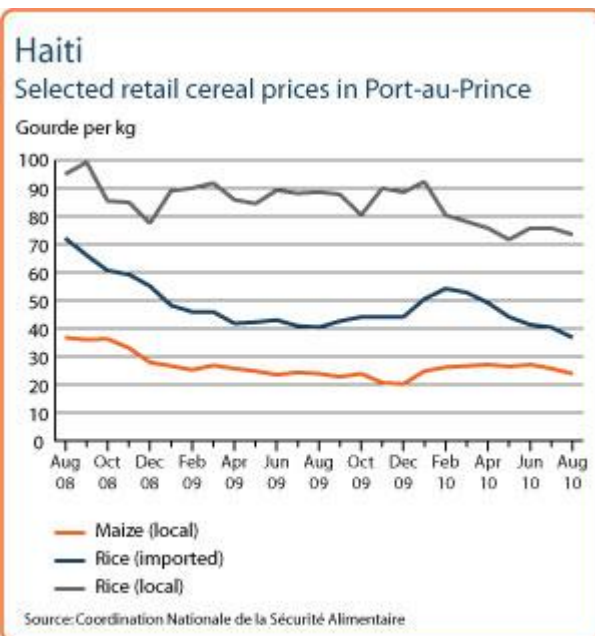


Haiti
Cereal production

	2005-2009 average	2009	2010 forecast	change 2010/2009
	000 tonnes			percent
Maize	238	304	258	-15
Rice (paddy)	117	128	132	3
Sorghum	108	121	112	-7
Total	463	553	502	-9

Note: percentage change calculated from unrounded data.
Source: FAO/GIEWS Country Cereal Balance Sheets

Gradual improvement in household food security has been reported following the earthquake, but close monitoring is still required in parts.



GIEWS Country Brief

Haiti



Reference Date: 07-April-2010

FOOD SECURITY SNAPSHOT

- Food security deteriorates in areas affected by January earthquake and official figures point at 3 million of malnourished people
- Since January, prices of locally produced rice continue to decline

Planting of the 2010 main cropping season is underway

The main cropping season has started in March with the onset of the first seasonal rains in northern and southern departments. Meanwhile, central highlands are still experiencing localized pockets of dryness.

As a support to the agricultural sector the government is planning to expand and repair the existing irrigation systems, which are currently serving approximately 150 000 hectares of food crops. Additionally, FAO has distributed seeds and farming tools to 68 000 beneficiary families in the earthquake zones and more food crop and vegetable seeds together with banana plants and yam cuttings, is expected to be distributed to farmers in June.

After the earthquake rising levels of food insecurity are reported

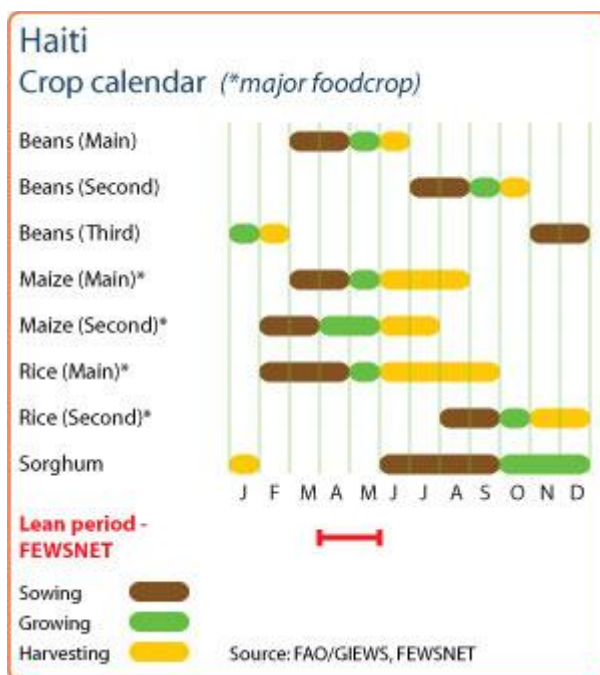
A recent survey coordinated by the *Coordination Nationale de la Sécurité Alimentaire* (CNSA) reported that one month after the earthquake food security deteriorated and it estimates that almost 1.3 million people, about 52 percent of household in the areas affected by the earthquake, do not have adequate access to food. The most vulnerable groups are mainly farming or displaced people, in particular women, who took refuge in remote areas and do not rely on income generating sources rather than social assistance. Currently, food availability does not raise major concerns in most areas of the country as local food and vegetables supply is adequate in major markets.

At national level, food insecurity affects a total estimated number of approximately 3 million people, 32 percent of national population, while before the quake this percentage did not exceed 25 percent.

Since January, price of local rice continue to decline

In March 2010, in the major market of Port-au-Prince and Jacmel, the price of locally produced rice was between 12 and 20 percent lower than the pre-quake level mainly due to the good production obtained in 2009.

Compared to pre-quake levels (December 2009), the price of imported rice reported a 20 percent increase in Port-au-Prince and in the southern market of Jacmel. This increase was mainly due to higher transportation costs following heavy rains, which occurred at the beginning of February that affected southern departments. Similar

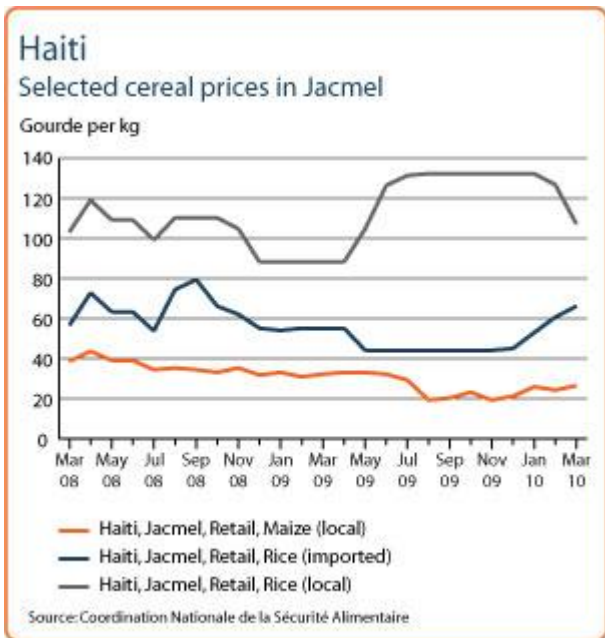


Haiti
Cereal production

	2004-2008 average	2008	2009 estimate	change 2009/2008
	000 tonnes			percent
Maize	205	200	230	15
Rice (paddy)	92	80	90	12
Sorghum	88	88	100	14
Total	385	368	420	14

Note: percentage change calculated from unrounded data.
Source: FAO/GIEWS Country Cereal Balance Sheets

increase in prices is reported for flour, sugar and cooking oil.



Reference Date: 24-February-2010

FOOD SECURITY SNAPSHOT

- First seasonal rains are affecting already suffering Haitian population
- Official revised figures point to higher numbers of deceased and displaced people
- Staple food prices remain stable in all major markets of Port-au-Prince and Jacmel

Early showers precede the forthcoming rainy season, worsening the plight of people without shelter

While the rainy season is expected in the next weeks and start off the next cropping season, at the beginning of February, some heavy showers were recorded in Port-au-Prince and surrounding areas worsening the already critical situation of thousands of displaced people.

To date, only 30 percent of the 1.2 million in need have received emergency shelter materials and a massive procurement campaign, with 22 000 tents already in the pipeline, has been launched.

Increased humidity levels, combined with overcrowded conditions, may cause large outbreaks of malaria and epidemic diseases.

Latest figures show a dramatic increase in the number of quake-affected people

An upward revision of previous official figures has been released by the Direction for Civil Protection (DCP) with latest estimates pointing to a total of 220 000 deceased persons.

The number of people who left Port-au-Prince for outlying departments has increased and reached almost 600 000.

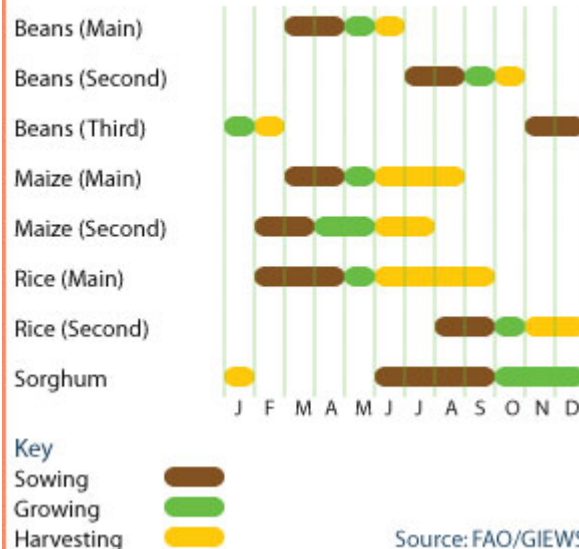
Furthermore, reports show that some are now moving towards the border areas with Dominican Republic as well as back to the main urban centres in desperate search of income generating sources and humanitarian aid.

In fact, in the countryside, the number of inhabitants in houses where people took refuge, increased from approximately 5 to 10-15 persons, placing an additional strain on already vulnerable communities.

An In-depth assessment of Post Disaster Needs to start soon

After the launch of the Haiti flash appeal on 15 January, more accurate assessment of emergency needs will be necessary to revise the scale and direction of international effort needed. On 5 February the *Coordination Nationale de la Sécurité Alimentaire* (CNSA) launched a rapid Food Security Needs Assessment, focusing on the Western and South-Eastern departments of the country, including direct visits to more than 119 sites.

Crop calendar Haiti



Source: FAO/GIEWS

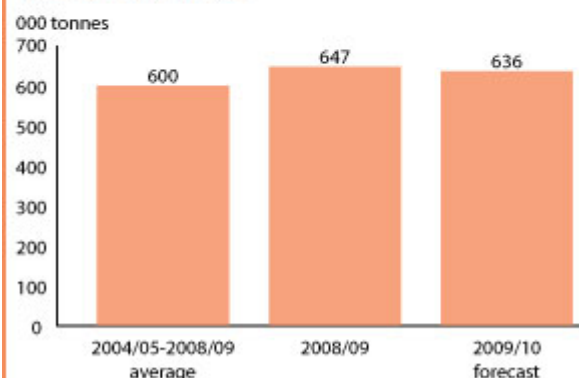
Haiti

Cereal production

	2004-2008 average	2008	2009 forecast	change 2009/2008
	000 tonnes			percent
Maize	205	200	230	15
Sorghum	88	88	100	14
Rice (in milled terms)	62	53	60	13
Total	354	341	390	14

Note: percentage change calculated from unrounded data.

Total cereal imports



Notes: Total cereal includes rice in milled terms. Split year refers to individual crop marketing years.

Source: FAO/GIEWS Country Cereal Balance Sheets

The results of this study will constitute the basis for the wider Post Disaster Needs Assessment (PDNA), a joint effort of the Haitian government and the International Community officially launched in Port-au-Prince on 18 February, which will primarily focus on water and sanitation, food security, debris management/removal and transitional shelter.

Prices of staples continue to remain stable in Port au Prince

At present, prices of most common food staples, monitored in the major market of Port au Prince by the CNSA do not raise concern.

In the first two weeks of February, they stabilized at a level 10 percent lower than the level before the earthquake on 12 January.

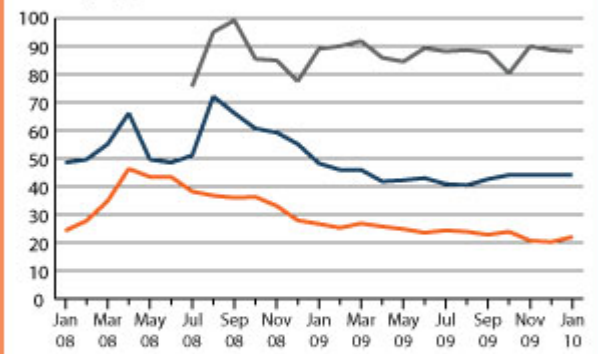
The price of domestic rice is almost 30 percent lower than the pre-quake level due to the drop in purchasing power among the Haitian population and the sufficient availability of this cereal on the market.

Similarly, the price of imported rice has remained stable, although 20 percent higher than its pre-quake level. The massive distribution of basic staples through humanitarian aid actions, especially in Port-au-Prince, has reduced market demand and stabilized prices.

Haiti

Selected cereal prices in Port-au-Prince

Gourde per kg



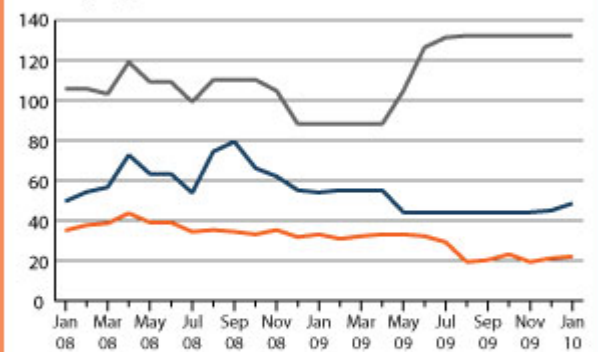
— Haiti, Port-au-Prince, Retail, Maize (local)
 — Haiti, Port-au-Prince, Retail, Rice (imported)
 — Haiti, Port-au-Prince, Retail, Rice (local)

Source: Coordination Nationale de la Sécurité Alimentaire

Haiti

Selected cereal prices in Jacmel

Gourde per kg



— Haiti, Jacmel, Retail, Maize (local)
 — Haiti, Jacmel, Retail, Rice (imported)
 — Haiti, Jacmel, Retail, Rice (local)

Source: Coordination Nationale de la Sécurité Alimentaire

Reference Date: 22-January-2010

FOOD SECURITY SNAPSHOT

- Increasing number of food insecure people following devastating earthquake
- Local production to be supported by provision of inputs and seeds

Rising number of food insecure people after devastating earthquake

A worsening of the food security situation has been reported in the urban areas following the disruption of food chain mechanisms and market infrastructure, the loss of income generating sources and also the lack of liquidity and bank facilities, especially in Port-au-Prince, Carrefour, Leogane, Delmas and Jacmel.

The destruction of roads, bridges and stock houses is hampering the supply of food to the markets, therefore, food prices are increasing. However, it is not clear to what extent the population, including the high income households, still has access to markets.

Thousands of people are leaving the Capital city towards rural areas, where there is improved food availability and higher security levels.

In fact, cereal production in 2009 was generally good, due to a milder hurricane season, with satisfactory production levels for the first maize and rice season.

As an immediate response, an FAO/WFP jointly approved Emergency Operation (EMOP) will support 2 million people requiring food aid with assistance for an initial period of six months.

The country relies on imports to satisfy its food needs importing approximately 60 percent of the national consumption requirements.

Assistance will be needed to support national agricultural production

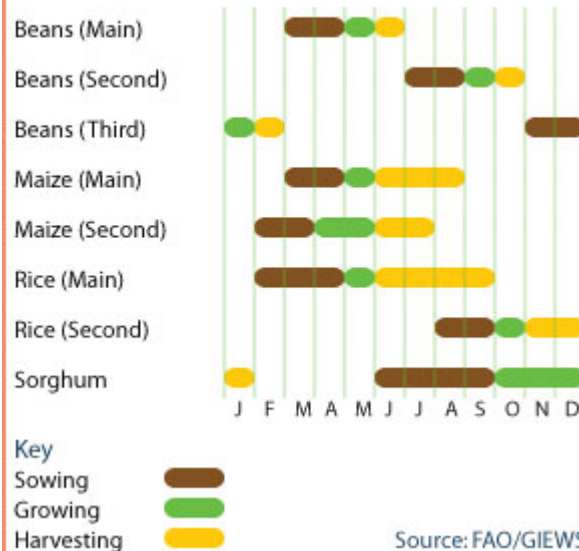
Damages to the agricultural infrastructure have not yet been assessed due to the urgency of focusing the overall response on rescuing human lives. The next planting season for maize and rice begins in March in the lowlands, while planting in cooler and wetter highlands will start as early as February. The average planted area with cereals is 459 000 hectares of which almost 60 percent is dedicated to maize and approximately 10 percent to rice paddy.

Prices of local and imported staple food

As of the end of 2009 and the first days of 2010, in the markets of Port-au-Prince and Jacmel, prices of mainly consumed staple food (local and imported rice and maize) were showing a relatively stable or even a downward trend.

Following the earthquake of 12 January 2010, prices have significantly increased although the magnitude of this rise has not yet been estimated in the different areas of the country. However, due to the great number of people who lost their purchasing power, current food

Crop calendar Haiti



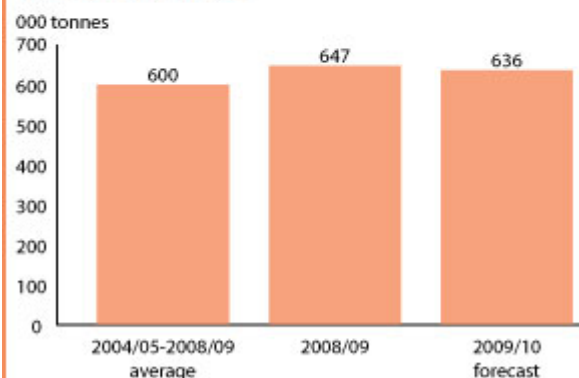
Haiti

Cereal production

	2004-2008	2008	2009	change
	average		forecast	2009/2008
	000 tonnes			percent
Maize	205	200	230	15
Sorghum	88	88	100	14
Rice (in milled terms)	62	53	60	13
Others	0	0	0	0
Total	354	341	390	14

Note: percentage change calculated from unrounded data.

Total cereal imports

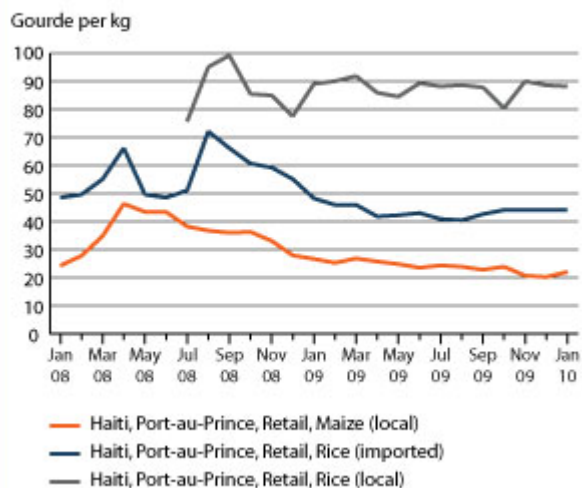


Notes: Total cereal includes rice in milled terms. Split year refers to individual crop marketing years.

Source: FAO/GIEWS Country Cereal Balance Sheets

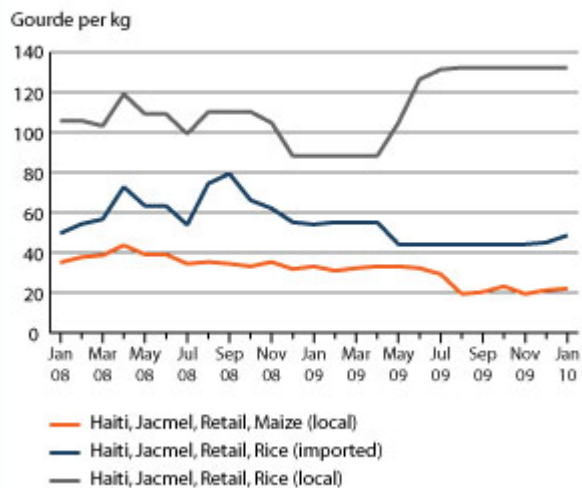
prices might be the result of very few transaction movements.

Haiti Selected cereal prices in Port-au-Prince



Source: Coordination Nationale de la Sécurité Alimentaire

Haiti Selected cereal prices in Jacmel



Source: Coordination Nationale de la Sécurité Alimentaire

Reference Date: 09-October-2009

FOOD SECURITY SNAPSHOT

- Favourable production prospects reflect an increase in planted area by 15-20 percent for maize, sorghum and beans
- Food insecurity improves across the country
- Declining imported rice and maize prices are still well above 2007 levels, but respectively 40 and 27 percent below 2008 record

Very good 2009 cropping season prospects

The 2009 Atlantic Hurricane season, which runs from June through November, is early forecast to be near or below normal and, to date, no major damage has been recorded.

Harvesting of first season maize has been completed in July-August and planting of the second season crop, to be harvested by the end of the year, is well advanced. Total 2009 production is tentatively forecast at 230 000 tonnes, almost 12 percent compared to the last five years average. This result is mainly due to an increase by 15-20 percent in planted area of maize, beans and sorghum and the positive effects of abundant and well distributed precipitations coupled with Governmental subsidies to input prices and free distribution of seeds. In particular, the quantity of fertilizers distributed between June 2008 and May 2009 has more than doubled if compared to the past.

Harvest of the important irrigated paddy crop has been also completed, while the rainfed crop harvest is still underway.

Preliminary estimates point to a rice production of 60 000 tonnes.

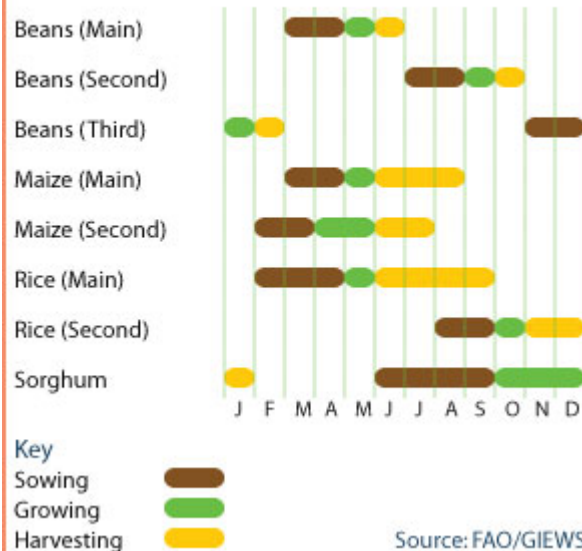
Food security improves across the country

According to the Coordination Nationale de la Sécurité Alimentaire (CNSA) by the end of July, the population with food insecurity is officially estimated in 1.9 millions, with a 25 percent decrease from the last trimester's estimates. This positive trend is essentially the result of the very good production of 2008 winter staple foods (in particular maize and beans), the gradual reduction in market prices and the implementation of safety net programs based on donor or government-financed labor-intensive works. However, most food vulnerable groups are still in the poorest urban slums as well as in the departments of North-West, Artibonite, South-East, Nippes, South and the Grand'Anse.

Rice prices continue to decline, but remain quite high

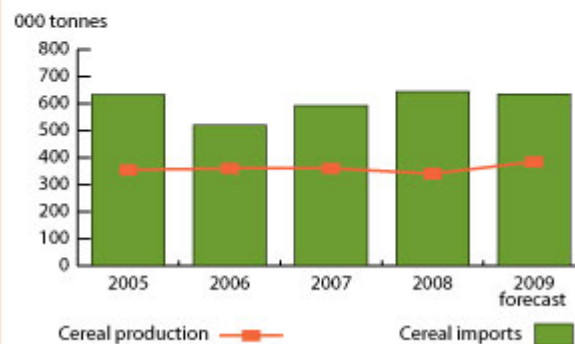
Retail prices of imported rice and maize are constantly declining from the peak registered in mid 2008. In September 2009, depending on markets, imported rice is sold at 44 Gourdes per kg, more than 40 percent below the past peak of 77 Gourdes per kg, but still approximately 12 percent above 2007 prices. At the same time, in the main markets of Port-au-Prince and Cap Haitien, the price of imported maize declined considerably from the record of 58-59 Gourdes per kg registered in August/September 2008.

Crop calendar Haiti



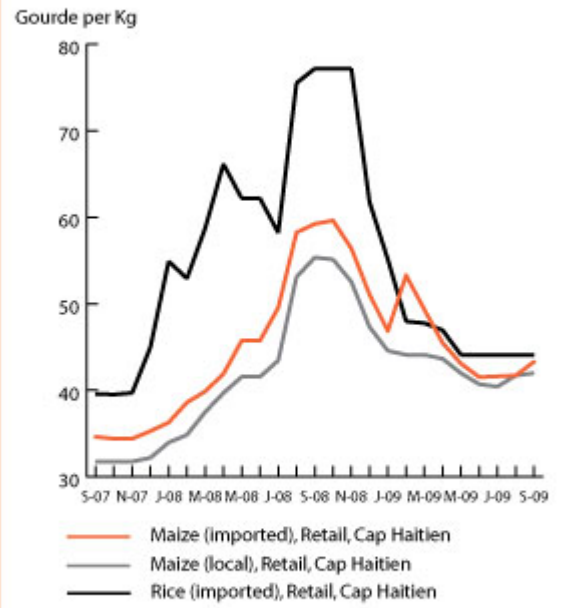
Cereal production and imports Haiti

Cereal production	2004-2008	2008	2009	change
	average		forecast	2009/2008
	000 tonnes		percent	
Maize	205	200	225	12.5%
Sorghum	88	88	100	13.6%
Rice (milled)	61	53	60	13.2%
Total Cereals	354	341	385	12.9%



Source: FAO/GIEWS Country Cereal Balance Sheets

Haiti Selected food prices



Source: Coordination Nationale de la Sécurité Alimentaire