



GIEWS Country Brief

The Co-operative Republic of Guyana

Reference Date: 05-December-2023

FOOD SECURITY SNAPSHOT

- Planting operations of 2024 first paddy crop recently started
- Paddy output in 2023 estimated at slightly above-average level
- Rice exports forecast at average level in 2023

Planting operations of 2024 first paddy crop recently started

Planting of the 2024 first paddy crop, accounting for about half of the annual production, has recently started. Planting operations are likely to progress at a slow pace due to soil moisture deficits across the major cropping coastal areas, caused by below-average rainfall amounts since August. Weather forecasts point to a continuation of dry weather conditions between December 2023 and February 2024, raising concerns for the extent of plantings as well as crop development.

Paddy output in 2023 estimated at slightly above-average level

The 2023 paddy production rebounded to slightly above-average level of 1 million tonnes mainly due to excellent yields, after having declined in 2021 and 2022 due to excessive rainfall amounts. In the first season, although the extent of sowings was reduced due to saturated soils, yields were excellent, reflecting an increased use of high-yielding seeds. The government's efforts to improve crop yields include rehabilitation of dams and irrigation structures, improved paddy pest management (via aerial application of insecticides) and targeted extension services provided to low-yielding farmers. During the second season, despite dry weather conditions since last August, above-average yields were obtained, mainly due to adequate availability of irrigation water, secured by above-average precipitation amounts in May.

Rice exports forecast at average level in 2023

Rice is the country's most important exportable agricultural commodity and, on average, about half of the annual production is exported. After having declined for the second consecutive year, exports are forecast at a near-average level in the 2023 marketing year (January/December).

Guyana

Crop Calendar

(*major foodcrop)

Rice* (Second)

Rice*



Sowing

Growing

Harvesting

Guyana

Cereal Production

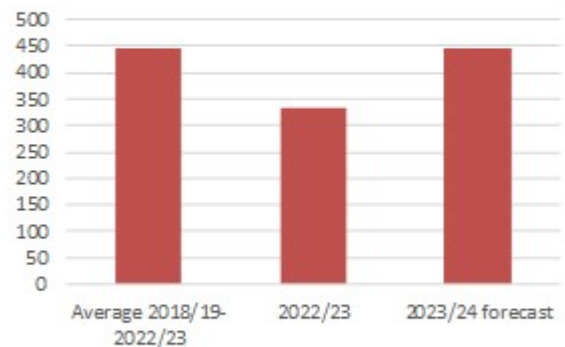
	2018-2022 average	2022	2023 estimate	change 2023/2022
	000 tonnes			percent
Rice (paddy)	972	939	1 004	8.0
Maize	4	4	4	0.0
Total	976	943	1 008	8.0

Note: Percentage change calculated from unrounded data.

Guyana

Cereals Exports

000 tonnes



Notes: Includes rice in milled terms. Split years refer to individual crop marketing years (for rice, calendar year of second year shown).

Disclaimer: The designations employed and the presentation of material in this information product do not imply the expression of any opinion whatsoever on the part of FAO concerning the legal status of any country, territory, city or area or of its authorities, or concerning the delimitation of its frontiers or boundaries.

This brief was prepared using the following data/tools:

FAO/GIEWS Country Cereal Balance Sheet (CCBS)

<https://www.fao.org/giews/data-tools/en/>.

FAO/GIEWS Food Price Monitoring and Analysis (FPMA) Tool

<https://fpma.fao.org/>.

FAO/GIEWS Earth Observation for Crop Monitoring

<https://www.fao.org/giews/earthobservation/>.

Integrated Food Security Phase Classification (IPC) <https://www.ipcinfo.org/>.



GIEWS Country Brief

The Co-operative Republic of Guyana

Reference Date: 31-January-2023

FOOD SECURITY SNAPSHOT

- Planting operations of 2023 first paddy crop nearing completion
- Paddy output in 2022 estimated at near-average level
- Rice export estimated at below-average level in 2022

Planting operations of 2023 first paddy crop nearing completion

Planting of the 2023 first paddy crop, accounting for about half of the annual production, is nearing completion. According to satellite imagery, conditions of germinating crops are overall good. Plantings are expected at slightly above-average level, which represents a rebound from the below-average levels of 2021 and 2022. In the February to April period, above-average rainfall amounts are forecast in the key producing coastal areas and, if materialized, close monitoring of pest infestations will be warranted. To boost paddy production, the government plans to invest [over GYD 300 million \(equivalent to USD 1.4 million\) in 2023](#) in developing new biofortified rice varieties, identifying an effective system to control pests and building new agricultural infrastructure (paddy drying floors) in regions 3 and 5.

Paddy output in 2022 estimated at near-average level

The 2022 paddy production is officially estimated at 939 000 tonnes, similar to the previous five-year average and about 8 percent higher than the flood-affected 2021 output. While sowings were below average due to the saturated ground at planting time, an increased use of high-yielding varieties and enhanced drainage, and irrigation structures resulted in above-average yields. In addition, the government distributed free fertilizers to rice farmers, with a budget [of GYD 900 million \(about USD 4.3 million\)](#).

Rice export estimated at below-average levels in 2022

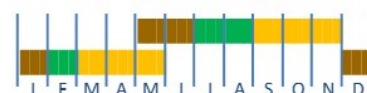
Rice is the country's most important exportable agricultural commodity and, on average, about half of the annual production is exported. Rice exports are estimated to have declined in the 2022 marketing year (January/December) for the second consecutive year. The decline was due to a reduced exportable surplus in 2021 and a weak international demand in 2022.

Guyana

Crop Calendar

(*major foodcrop)

Rice* (Second)
Rice*



Sowing

Growing

Harvesting

Guyana

Cereal Production

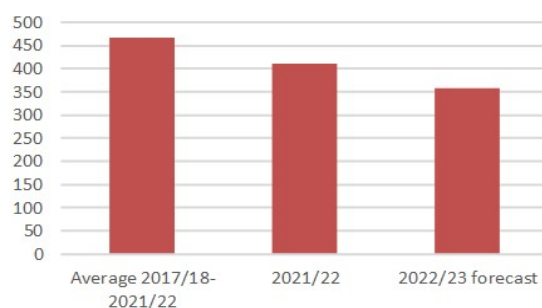
	2017-2021 average	2021	2022 estimate	change 2022/2021
	000 tonnes			percent
Rice (paddy)	962	869	939	8.1
Maize	4	4	4	0.0
Total	966	873	943	8.0

Note: Percentage change calculated from unrounded data.

Guyana

Cereals Exports

000 tonnes



Notes: Includes rice in milled terms. Split year refers to individual crop marketing years (for rice, calendar year of second year shown).

Disclaimer: The designations employed and the presentation of material in this information product do not imply the expression of any opinion whatsoever on the part of FAO concerning the legal status of any country, territory, city or area or of its authorities, or concerning the delimitation of its frontiers or boundaries.

This brief was prepared using the following data/tools:

FAO/GIEWS Country Cereal Balance Sheet (CCBS) <https://www.fao.org/giews/data-tools/en/>.

FAO/GIEWS Food Price Monitoring and Analysis (FPMA) Tool <https://fpma.fao.org/>.

FAO/GIEWS Earth Observation for Crop Monitoring <https://www.fao.org/giews/earthobservation/>.

Integrated Food Security Phase Classification (IPC) <https://www.ipcinfo.org/>.



GIEWS Country Brief

The Co-operative Republic of Guyana

Reference Date: 12-May-2022

FOOD SECURITY SNAPSHOT

- Production of 2022 first paddy crop expected at above-average level
- Rice exports forecast at high levels in 2022 marketing year

Production of 2022 first paddy crop expected at above-average level

Harvesting of the 2022 first paddy crop, which accounts for about half of the annual output, is ongoing and yields were reportedly good. This is due to the use of an improved seed variety and the targeted technical guidance provided by the Guyana Rice Development Board (GRDB) to farmers that have previously obtained low-yield crops. The planted area is officially estimated at an above-average 95 000 hectares. As a result, the 2022 paddy production is expected at an above-average level, showing a substantial recovery from the flood-affected 2021 output.

Planting of the 2022 second paddy crop will start in mid-May and an above-average 93 000 hectares are expected to be sown. Precipitation amounts are forecast at above-average levels during the May and July period and the government is implementing a series of measures to protect crops in case of flooding. These include, elevating riverbanks and increasing drainage capacities by utilizing a greater number of pumps for longer hours. In order to achieve this, budgets allocated for the agricultural sector in 2022 has been increased by 16 percent compared to 2021.

Rice exports forecast at high levels in 2022 marketing year

Rice is the country's most important exportable agricultural commodity, with about half of the annual production being exported. With the exception of 2021 when crops were affected by floods, rice exports have been steadily increasing since 2017 on account of the availability of large exportable surpluses. If the expected above-average output materializes, rice exports in the 2022 (January/December) marketing year are anticipated to rebound to above-average levels.

Disclaimer: The designations employed and the presentation of material in this information product do not imply the expression of any opinion whatsoever on the part of FAO concerning the legal status of any country, territory, city or area or of its authorities, or concerning the delimitation of its frontiers or boundaries.

Guyana

Crop Calendar

(*major foodcrop)

Rice (Second)*

Rice (First)*



Sowing

Growing

Harvesting

Source: FAO/GIEWS.

Guyana

Cereal Production

	2016-2020 average	2020	2021 estimate	change 2021/2020
	000 tonnes			percent
Rice (paddy)	973	1 058	860	-18.7
Maize	4	4	4	0.0
Total	977	1 062	864	-18.6

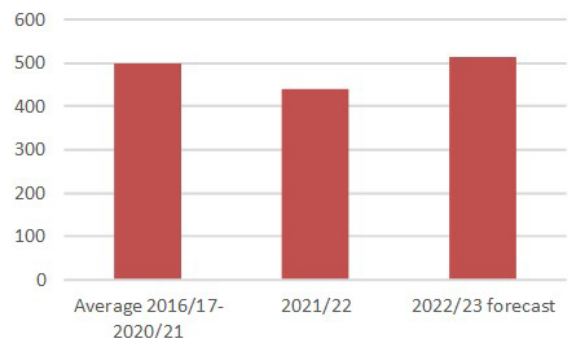
Note: Percentage change calculated from unrounded data.

Source: FAO/GIEWS Country Cereal Balance Sheet.

Guyana

Cereals Exports

000 tonnes



Notes: Includes rice in milled terms. Split year refers to individual crop marketing years (for rice, calendar year of second year shown).

Source: FAO/GIEWS Country Cereal Balance Sheets.



GIEWS Country Brief

The Co-operative Republic of Guyana

Reference Date: 24-September-2021

FOOD SECURITY SNAPSHOT

- Paddy production in 2021 anticipated at average level
- Rice exports forecast at high levels in 2021 marketing year

Paddy production in 2021 anticipated at average level

Harvesting of the 2021 second season paddy crop is about to start in October with about a one-month delay. The delay was caused by heavy rains between mid-May and end-June that affected land preparation and planting operations in the major producing regions 5 and 6. As a result of excessive moisture and waterlogging, the planted area in the second season is officially estimated at a below-average level of 75 000 hectares.

The first season crops that account for half of the annual output were harvested in the April-June period and production is estimated at record levels due to large plantings and above-average yields. Heavy rains during harvesting operations caused an estimated loss of about 3 percent of the seasonal output.

The 2021 aggregate paddy production is forecast at an average level of 965 000 tonnes, nearly 10 percent below the bumper production gathered in 2020. Paddy production has been increasing during the last four years due to the expanded planted area, prompted by strong demand for exports. Crop yields also have been generally increasing as the technical guidance provided by the Guyana Rice Development Board (GRDB) improved farming practices.

Rice exports forecast at high levels in 2021 marketing year

Rice is the country's most important exportable agricultural commodity, with about half of the annual production being exported. Rice exports have been steadily increasing over the last four years on account of large exportable surpluses. During the first half of 2021, about 280 000 tonnes of rice have been exported. Exports in the 2021 marketing year (January/December) are forecast at above-average levels of about 500 000 tonnes.

Disclaimer: The designations employed and the presentation of material in this information product do not imply the expression of any opinion whatsoever on the part of FAO concerning the legal status of any country, territory, city or area or of its authorities, or concerning the delimitation of its frontiers or boundaries.

Guyana

Crop Calendar

(*major foodcrop)

Rice (Second)*

Rice (First)*



Sowing

Growing

Harvesting

Source: FAO/GIEWS.

Guyana

Cereal Production

	2016-2020 average	2020	2021 estimate	change 2021/2020
	000 tonnes			percent
Rice (paddy)	973	1 057	965	-8.8
Maize	4	4	4	0.0
Total	977	1 061	969	-8.7

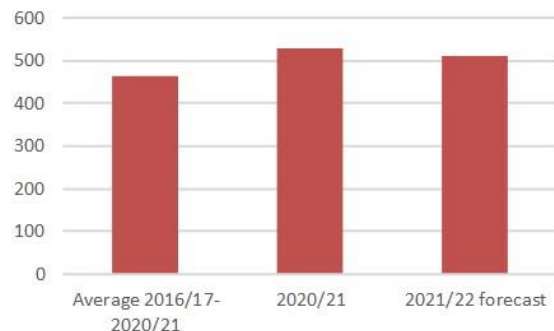
Note: percentage change calculated from unrounded data.

Source: FAO/GIEWS Country Cereal Balance Sheet.

Guyana

Cereals Exports

000 tonnes



Note: Includes rice in milled terms. Split year refers to individual crop marketing years (for rice, calendar year of second year shown).

Source: FAO/GIEWS Country Cereal Balance Sheets.



GIEWS Country Brief

The Co-operative Republic of Guyana

Reference Date: 04-May-2021

FOOD SECURITY SNAPSHOT

- Paddy production forecast at record level in 2021
- Rice exports forecast to continue to increase in 2021 marketing year

Paddy production forecast at record level in 2021

Harvesting of the 2021 first season paddy crop, which accounts for half of the annual production, is ongoing. It started with some delay due to heavy rainfall that affected operations. Production of the first season is officially anticipated at an above-average level, attributed to an increased cultivation area due to improved financial gains of farmers, prompted by strong demand for exports. Crop yields have been generally increasing over the last five years, supported by the technical guidance provided by the Guyana Rice Development Board (GRDB) to improve farming practices. According to the GRDB, production prospects for the 2021 second season paddy, whose planting operations just started in May, are also favourable and the 2021 aggregate output could reach a record level of 1.12 million tonnes.

Rice exports forecast to continue to increase in 2021 marketing year

Rice is the country's fourth most important exported commodity, after gold, aluminium ore and cargo containers, with about half of the annual production being exported. Rice exports have been steadily increasing over the last four years and are forecast to continue to increase in the 2021 marketing year (January/December). The 2021 rice exports are forecast at 545 000 tonnes, with the major destinations being the European Union and Latin America.

Disclaimer: The designations employed and the presentation of material in this information product do not imply the expression of any opinion whatsoever on the part of FAO concerning the legal status of any country, territory, city or area or of its authorities, or concerning the delimitation of its frontiers or boundaries.

Guyana

Crop Calendar

(*major foodcrop)

Rice (Second)*

Rice (First)*



Sowing
Growing
Harvesting

Source: FAO/GIEWS.

Guyana

Cereal Production

	2016-2020 average	2020	2021 forecast	change 2021/2020
	000 tonnes			percent
Rice (paddy)	973	1 057	1 120	5.9
Maize	4	4	4	0.0
Total	977	1 061	1 124	5.9

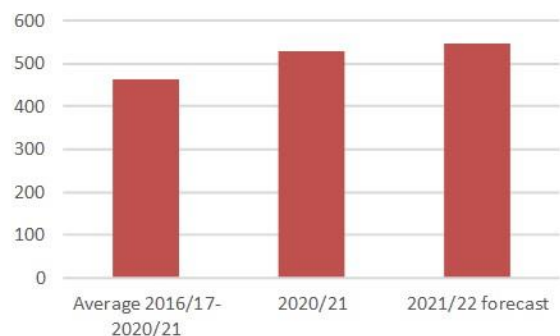
Note: percentage change calculated from unrounded data.

Source: FAO/GIEWS Country Cereal Balance Sheet.

Guyana

Cereals Exports

000 tonnes



Note: Includes rice in milled terms. Split year refers to individual crop marketing years (for rice, calendar year of second year shown).

Source: FAO/GIEWS Country Cereal Balance Sheets.



GIEWS Country Brief

The Co-operative Republic of Guyana

Reference Date: 20-October-2020

FOOD SECURITY SNAPSHOT

- Paddy production anticipated at record level in 2020
- Rice exports expected to continue to rise in 2020 marketing year

Paddy production anticipated at record level in 2020

Harvesting of the 2020 second season paddy crop is ongoing and production is expected at an above-average level. The 2020 paddy output is officially anticipated at a record level of 1.1 million tonnes, including the first season crop harvested in the first half of 2020. Paddy production has been increasing in the past four years reflecting large plantings due to improved financial gains for farmers, prompted by strong demand for exports. The improvement of extension services of the Guyana Rice Development Board (GRDB) and the expanding of public agricultural investments supported crop yields.

Weather forecasts indicate average to slightly above-average rainfall amounts in the November-December period, providing conducive conditions for planting operations of the 2021 first season paddy crop.

Rice exports expected to continue to rise in 2020 marketing year

Rice is the country's fourth most important exported commodity, after gold, aluminium ore and cargo containers (designed for transport mode), with about half of the annual production being exported. Rice exports have been on the rise over the past three years due to increasing production and are forecast to continue rising in the 2020 marketing year (January/December). Rice exports in the January-August period exceeded the record high exports in the same period in the previous year, with the major destinations being the European Union and Latin America. Rice exports in 2020 are forecast at 530 000 tonnes, more than 20 percent above the last five-year average.

Disclaimer: The designations employed and the presentation of material in this information product do not imply the expression of any opinion whatsoever on the part of FAO concerning the legal status of any country, territory, city or area or of its authorities, or concerning the delimitation of its frontiers or boundaries.

Guyana

Crop Calendar

(*major foodcrop)

Rice (Second)*

Rice (First)*



Sowing
Growing
Harvesting

Source: FAO/GIEWS.

Guyana

Cereal Production

	2015-2019 average	2019	2020 forecast	change 2020/2019
	000 tonnes			percent
Rice (paddy)	973	1 050	1 095	4.3
Maize	4	4	4	0.0
Total	977	1 054	1 099	4.3

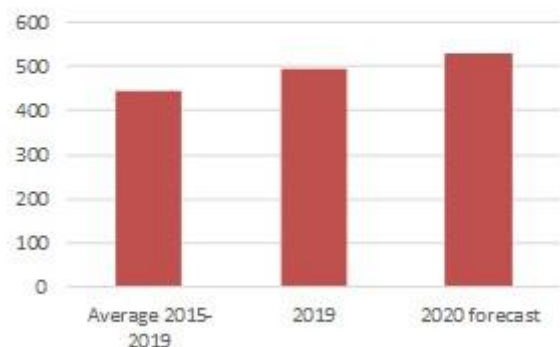
Note: percentage change calculated from unrounded data.

Source: FAO/GIEWS Country Cereal Balance Sheet.

Guyana

Cereals Exports

000 tonnes



Source: FAO/GIEWS Country Cereal Balance Sheets.



GLEWS Country Brief

The Co-operative Republic of Guyana

Reference Date: 01-June-2020

FOOD SECURITY SNAPSHOT

- Rice production forecast well above-average level in 2020
- Rice exports forecast to continue rising trend in 2020 marketing year

Rice production forecast well above-average level in 2020

Harvesting of the 2020 first season paddy crop, which accounts for half of the annual production, is virtually complete and yields of the harvested crops are similar to the record high yields obtained in 2019. The improvement of extension services of the Guyana Rice Development Board (GRDB) and the expanding of public agricultural investments supported crop yields.

Planting of the 2020 second season paddy crop is ongoing under slightly dry weather conditions. Sowings are expected to increase compared to the record level in 2019 due to improved financial gains for farmers, prompted by strong demand for exports. Precipitation amounts are forecast to increase in the June-August period across the main producing coastal areas, which are likely to support crop germination and development.

The 2020 paddy production is forecast to increase for the fourth consecutive year and reach 1.1 million tonnes, about 15 percent higher than the five-year average.

Rice exports forecast to continue rising trend in 2020 marketing year

Rice is the country's third most important export commodity, after gold and cargo containers, with about half of the annual production being exported. Rice exports have been on the rise over the past three years due to increasing production and are forecast to continue rising in the 2020 marketing year (January/December). Rice exports in 2020 are forecast at 530 000 tonnes, more than 20 percent above the last five-year average.

Guyana

Crop Calendar

(*major foodcrop)

Rice (Second)*

Rice (First)*



Sowing

Growing

Harvesting

Source: FAO/GIEWS.

Guyana

Cereal Production

	2015-2019 average	2019	2020 forecast	change 2020/2019
	000 tonnes			percent
Rice (paddy)	973	1 050	1 095	4.3
Maize	4	4	4	0.0
Total	977	1 054	1 099	4.3

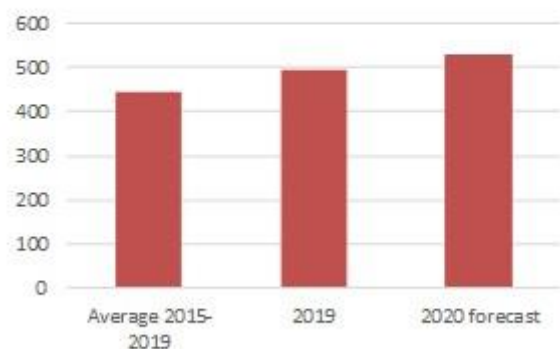
Note: percentage change calculated from unrounded data.

Source: FAO/GIEWS Country Cereal Balance Sheet.

Guyana

Cereals Exports

000 tonnes



Source: FAO/GIEWS Country Cereal Balance Sheets.

COVID-19 and measures adopted by the Government

The COVID-19 emergency measures were adopted on 3 April 2020 for a two-month period, which included the curfew from 18:00 to 06:00 hours and the temporary closure of the borders and non-essential business activities. The Government is also distributing food packages to support the vulnerable population affected by the COVID-19 pandemic and has recently announced cash transfer measures for small farmers.

Disclaimer: The designations employed and the presentation of material in this information product do not imply the expression of any opinion whatsoever on the part of FAO concerning the legal status of any country, territory, city or area or of its authorities, or concerning the delimitation of its frontiers or boundaries.



GIEWS Country Brief

The Co-operative Republic of Guyana

Reference Date: 28-January-2020

FOOD SECURITY SNAPSHOT

- Rice production in 2019 forecast at near-record level
- Rice exports expected to increase in 2019/20 marketing year

Rice production in 2019 officially estimated at near-record level

The 2019 paddy production, including the second season crop harvested last November, is officially estimated at a near-record level of 1.05 million tonnes, 10 percent above the previous five-year average. The bumper output reflects record high yields that benefitted by good rainfall in the second and third quarters of 2019 and the provision of improved extension services such as pest/disease control and water management provided by the Guyana Rice Development Board (GRDB).

Planting of the 2020 first season paddy is ongoing under favourable conditions. Strong demand for exports in 2019 which improved financial gains for farmers are expected to contribute to an increase in the area sown in 2020.

Rice exports estimated well above average in 2019/20 marketing year

Rice is the country's third most important export commodity, after gold and cargo containers, with about half of the annual production being exported. Rice exports in the 2019/20 marketing year (January/December) are officially estimated at 527 000 tonnes, 20 percent above the last five-year average, following the good outputs gathered in 2019. The major importers of Guyanese rice in 2019 include Venezuela (Bolivarian Republic of): 34 percent, the Caribbean Community (CARICOM): 13 percent and Portugal: 12 percent.

Disclaimer: The designations employed and the presentation of material in this information product do not imply the expression of any opinion whatsoever on the part of FAO concerning the legal status of any country, territory, city or area or of its authorities, or concerning the delimitation of its frontiers or boundaries.

Guyana

Crop Calendar

(*major foodcrop)

Rice (Second)*

Rice (First)*



Sowing
Growing
Harvesting

Source: FAO/GIEWS.

Guyana

Cereal Production

	2014-2018 average	2018	2019 estimate	change 2019/2018
	000 tonnes			percent
Rice (paddy)	958	964	1 050	8.9
Maize	4	4	4	0.0
Total	962	968	1 054	8.9

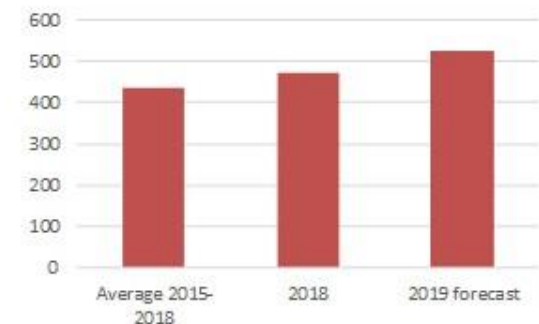
Note: percentage change calculated from unrounded data.

Source: FAO/GIEWS Country Cereal Balance Sheet.

Guyana

Rice Exports

000 tonnes



Note: Rice in milled terms.

Source: FAO/GIEWS Country Cereal Balance Sheets.



GIIEWS Country Brief

The Co-operative Republic of Guyana

Reference Date: 5-August-2019

FOOD SECURITY SNAPSHOT

- Rice production in 2019 forecast at above-average level
- Rice exports are expected to increase in the 2019/20 marketing year

Rice production in 2019 forecast at above-average level

Harvesting of rice crop takes place all year around. The first season was completed in June and yields are officially estimated by the Guyana Rice Development Board (GRDB) at a record high of 6.07 tonnes per hectares. Following some initial concerns over a pest infestation in paddy crops in Region 2, the Government acted promptly, controlling the proliferation and minimizing the damages. Planting of the second season crops was recently completed and vegetation conditions are currently favourable due to good rainfall amounts during the early-development period. According to the GRDB, the area planted in 2019 is estimated at an average level. Assuming favourable weather conditions in coming months, which will support yields of second season crops, the aggregate rice production in 2019 is anticipated at about 1 million tonnes, 6 percent above the five-year average.

Rice exports forecast to increase in 2019/20 marketing year

Rice is the country's third most important export commodity, after gold and cargo containers, with about half of the annual production exported. Rice exports in the 2019/20 marketing year (January/December) are anticipated to increase for the fourth consecutive year and exceed the average, mainly reflecting the good domestic supplies.

Disclaimer: The designations employed and the presentation of material in this information product do not imply the expression of any opinion whatsoever on the part of FAO concerning the legal status of any country, territory, city or area or of its authorities, or concerning the delimitation of its frontiers or boundaries.

Guyana

Crop Calendar

(*major foodcrop)

Rice (Second)*

Rice (First)*



Sowing
Growing
Harvesting

Source: FAO/GIEWS.

Guyana

Cereal Production

	2014-2018	2018	2019	change
	average			2019/2018
000 tonnes				
				percent
Rice (paddy)	958	964	1 020	5.8
Maize	4	4	4	0.0
Wheat				
Total	962	968	1 024	5.8

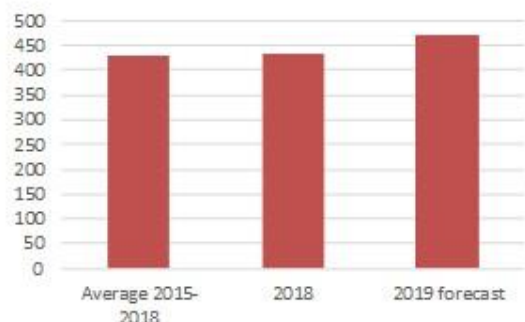
Note: percentage change calculated from unrounded data.

Source: FAO/GIEWS Country Cereal Balance Sheet.

Guyana

Rice Exports

000 tonnes



Note: Rice in milled terms.

Source: FAO/GIEWS Country Cereal Balance Sheets.



GIEWS Country Brief Guyana

Reference Date: 04-May-2017

FOOD SECURITY SNAPSHOT

- Rice production in 2017 forecast at high level
- Rice exports in 2016/17 marketing year to decline from last year's high level

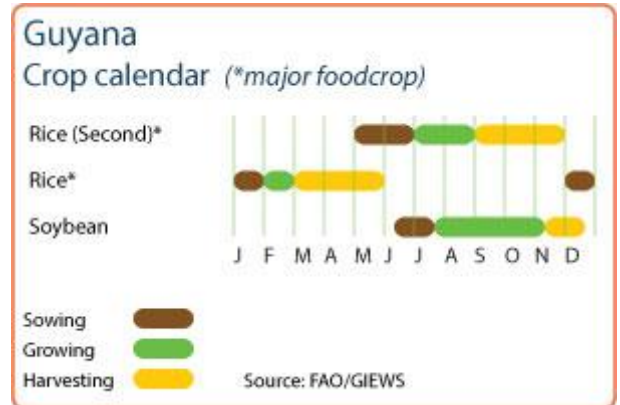
Rice production in 2017 forecast at high level

The harvest of the 2017 first season rice crop is well underway. The area sown during the first season increased some 25 percent over last year's low level. Early estimates point to a good crop as the season developed normally and no major losses, due to abnormal weather conditions or pest infestations, have been reported. The planting of the second season rice crops, which accounts for half of the annual output, will not begin until June. The severe economic crisis affecting Venezuela (Bolivarian Republic of), Guyana's main export market, coupled with the good outcome of the first season crop may, however, depress sowings. FAO's preliminary forecast for 2017 anticipates an increase in aggregate output of 8 percent over last year's reduced rice crop, mostly reflecting better yields.

Rice exports in 2016/17 marketing year to decline from last year's high level

Rice is the country's second most important export commodity after gold, with normally about half of the annual production being exported. Rice exports in the 2016/17 marketing year (January/December), the bulk of which is exported in 2017, are anticipated to decline by 5 percent from last year's high level, mainly reflecting the tight domestic supplies from the reduced 2016 crop and weaker demand due to the loss of main export markets.

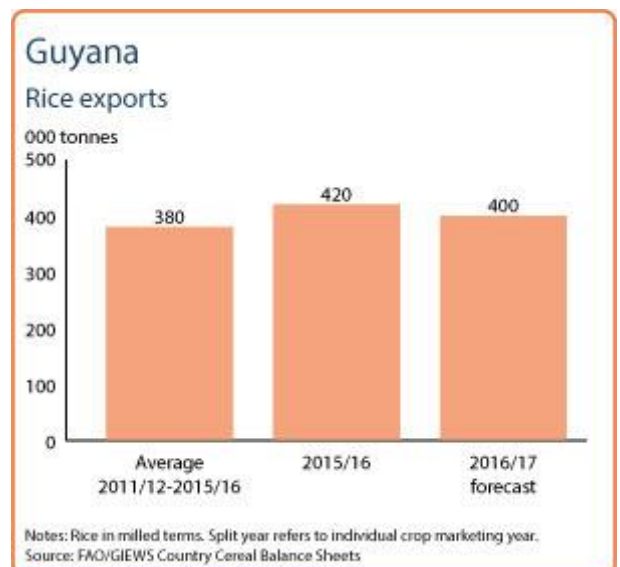
Disclaimer: The designations employed and the presentation of material in this information product do not imply the expression of any opinion whatsoever on the part of FAO concerning the legal status of any country, territory, city or area or of its authorities, or concerning the delimitation of its frontiers or boundaries.



Guyana
Cereal production

	2012-2016 average	2016	2017 forecast	change 2017/2016
	000 tonnes			percent
Rice (paddy)	873	860	930	8
Maize	4	4	4	0
Others	0	0	0	0
Total	877	864	934	8

Note: percentage change calculated from unrounded data.
Source: FAO/GIEWS Country Cereal Balance Sheets





GIEWS Country Brief Guyana

Reference Date: 29-November-2016

FOOD SECURITY SNAPSHOT

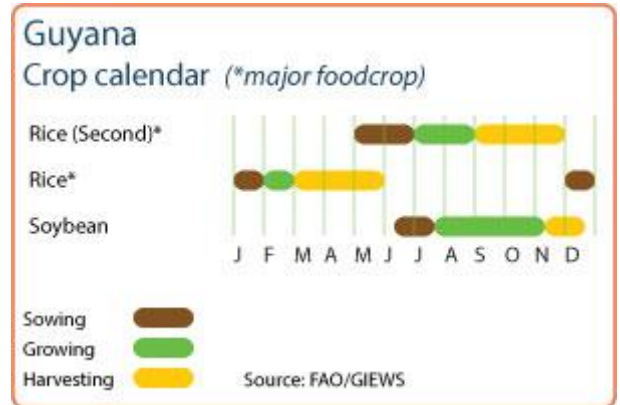
- Rice production in 2016 forecast down from 2015 record level
- Rice exports in 2016/17 marketing year to slightly decline from last year's high level

Rice production in 2016 forecast down from 2015 record level

The FAO forecast for Guyana's 2016 cereal production points to a decline of 19 percent from last year's high level, but still above the five-year average. The forecast mainly reflects a sharp reduction in rice output. After eight years of uninterrupted production growth, Guyana saw the first rice crop of the 2016 season severely hampered by dry weather; low profit margins also discouraged farmers from sowing. The harvest of the second season is well advanced, prospects are uncertain as untimely rains hampered plantings and preliminary reports point to the crop being affected by diseases, which will likely reduce any potential recovery of the output lost during the first season. As a result, 2016 annual rice production is now forecast at 860 000 tonnes (paddy equivalent), implying a nearly 200 000 tonnes contraction from the 2015 record level.

Rice exports in 2016/17 marketing year to decline from last year's high level

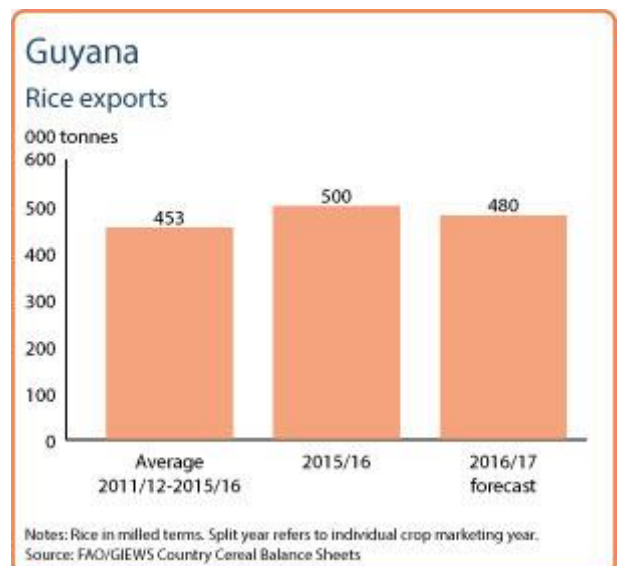
Rice is the country's second most important export commodity, after gold, with normally about half of the annual rice production being exported. Rice exports in the 2016/17 marketing year (January/December) are anticipated to decline by 4 percent from last year's high level, mainly reflecting this year's tighter domestic supplies.



Guyana
Cereal production

	2011-2015 average	2015	2016 forecast	change 2016/2015
	000 tonnes			percent
Rice (paddy)	825	1 058	860	-19
Maize	4	4	4	0
Others	0	0	0	0
Total	829	1 062	864	-19

Note: percentage change calculated from unrounded data.
Source: FAO/GIEWS Country Cereal Balance Sheets





GIEWS Country Brief Guyana

Reference Date: 22-August-2016

FOOD SECURITY SNAPSHOT

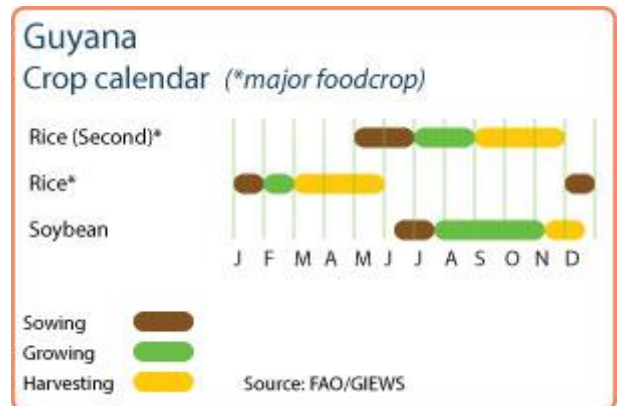
- Rice production in 2016 forecast down from 2015 record level
- Rice exports in 2016/17 marketing year to remain close to previous year's level

Rice production in 2016 forecast down from 2015 record level

Harvesting of the 2016 first season rice crop, which accounts for about half of the annual output, concluded in June. While no official estimates are yet available, it is likely that production has declined with respect to the previous year, as sowings were some 20 percent below the 2015 level for the same season, due to exceptionally dry conditions at planting time. The dryness at the beginning of the season is also expected to have reduced yields. Planting of the second season rice crop concluded in July under favourable moisture conditions. While no official data is yet available with regard to the area sown, the favourable weather conditions could have permitted increased plantings to offset some of the first season reduction. A preliminary forecast puts the 2016 aggregate rice crop (first and second season) at 940 000 tonnes, 12 percent down from last year and the first decline in production since 2007.

Rice exports in 2016/17 marketing year to remain close to previous year's level

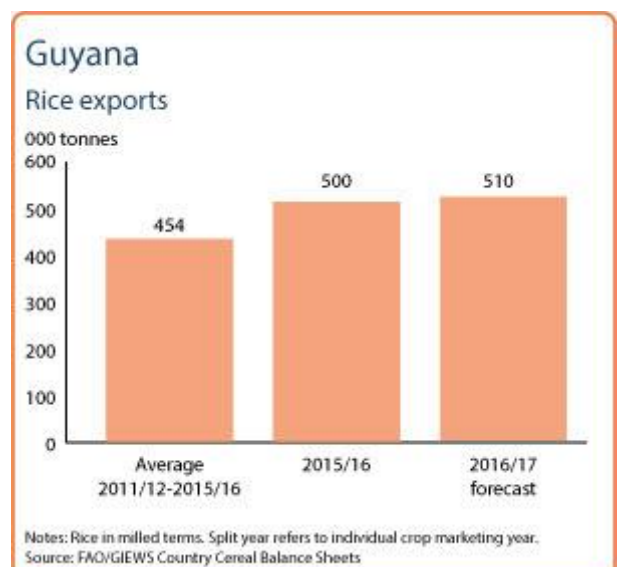
Rice is the country's second most important export commodity, after gold, with normally about half of the annual rice production being exported. Rice exports in the 2016/17 marketing year (January/December) are anticipated to remain close to the previous year's level at about 510 000 tonnes.



Guyana
Cereal production

	2011-2015 average	2015	2016 forecast	change 2016/2015
	000 tonnes			percent
Rice (paddy)	825	1 058	940	-11
Maize	4	4	4	0
Others	0	0	0	0
Total	829	1 062	944	-11

Note: percentage change calculated from unrounded data.
Source: FAO/GIEWS Country Cereal Balance Sheets



Reference Date: 29-May-2015

FOOD SECURITY SNAPSHOT

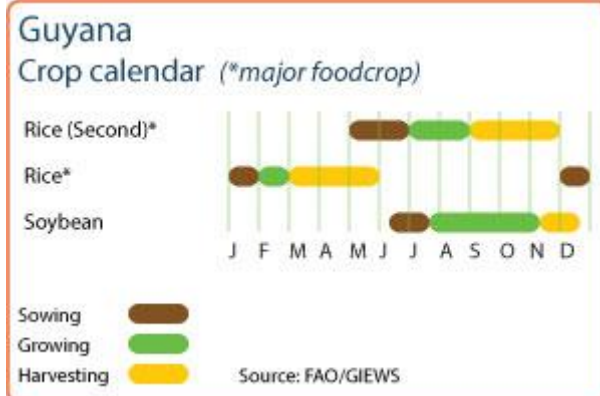
- Rice production for 2015 is forecast at record levels
- Rice exports in 2015/16 marketing year expected to increase

Rice production for 2015 is forecast at record levels

Harvesting of the 2015 main season rice crop is virtually completed. Planting of the secondary season is well advanced and will be harvested from September and continue until late November. FAO's latest forecast points to an aggregate 2015 rice production (including the 2015 main and the ongoing secondary seasons) of 1 million tonnes, 2 percent up from the 2014 bumper crop and a record. The anticipated increase in output mainly reflects expected higher yields due to generally favourable growing conditions coupled with continued government support to the sector in the form of improved agricultural infrastructure, such as drainage and irrigation systems, and the provision of higher yielding varieties.

Rice exports in 2015/16 marketing year (January/December) forecast to increase

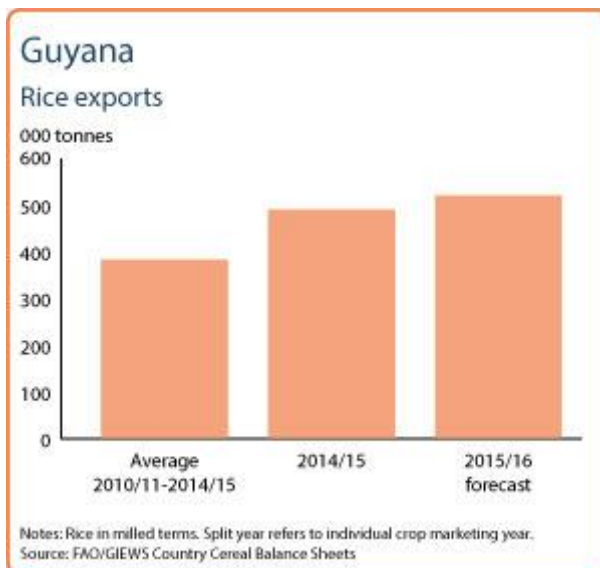
The country normally exports about three-quarters of its annual rice production and rice is the second most important exported product after gold. Rice exports in the 2015/16 marketing year (January/December) are anticipated to increase by some 6 percent to 520 000 tonnes, as a result of strong demand from Venezuela and new export destinations, including Haiti, Panama and Belize.



Guyana Cereal production

	2010-2014 average	2014	2015 forecast	change 2015/2014
	000 tonnes		percent	
Rice (paddy)	725	977	1 000	2
Maize	4	4	4	0
Others	0	0	0	0
Total	729	981	1 004	2

Note: percentage change calculated from unrounded data. Source: FAO/GIEWS Country Cereal Balance Sheets



Reference Date: 07-August-2014

FOOD SECURITY SNAPSHOT

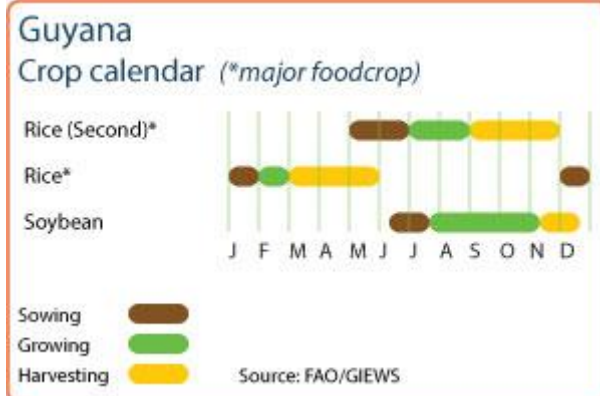
- Favourable prospects for the 2014 rice crop
- Rice exports in the 2014/15 marketing year expected to increase

Favourable prospects for the 2014 rice crop

Harvesting of the 2014 main season rice crop was completed in May, while that of secondary season will begin in September and continue until late November. FAO's latest forecasts point to an aggregate 2014 rice production (including the 2014 main and the ongoing secondary seasons) of 877 000 tonnes, 7 percent up from the 2013 record crop. This is mainly due to record high plantings, in response to strong export demand, coupled with expected higher yields, following good weather conditions and improvements in agricultural infrastructure, such as drainage and irrigation systems.

Rice exports in the 2014/15 marketing year (January/December) forecast to increase

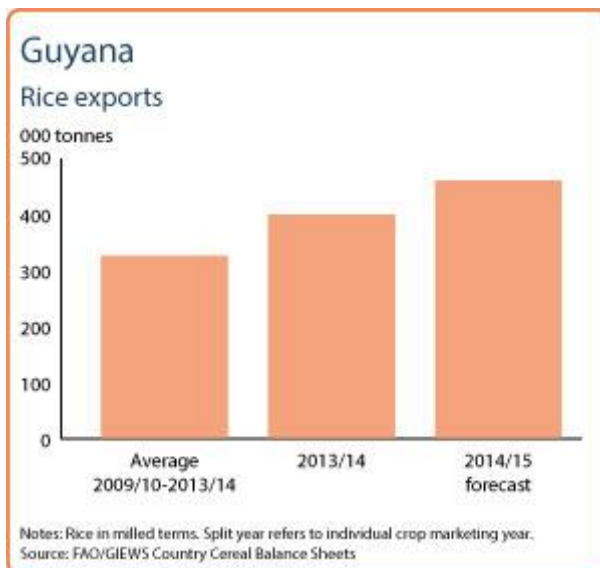
The country normally exports about three-quarters of its annual rice production and rice is the second most important exported product after gold. Rice exports in the 2014/15 marketing year (January/December) are anticipated to increase by some 15 percent to 460 000 tonnes, as a result of strong demand from Venezuela and new export destinations, including Haiti, Panama and Belize.



Guyana Cereal production

	2009-2013 average	2013	2014 forecast	change 2014/2013
	000 tonnes		percent	
Rice (paddy)	640	823	877	7
Maize	4	4	4	0
Others	0	0	0	0
Total	644	827	881	7

Note: percentage change calculated from unrounded data.
Source: FAO/GIEWS Country Cereal Balance Sheets



Reference Date: 11-March-2014

FOOD SECURITY SNAPSHOT

- Uncertain prospects for the 2014 rice crop
- Rice exports in 2013/14 marketing year expected to increase

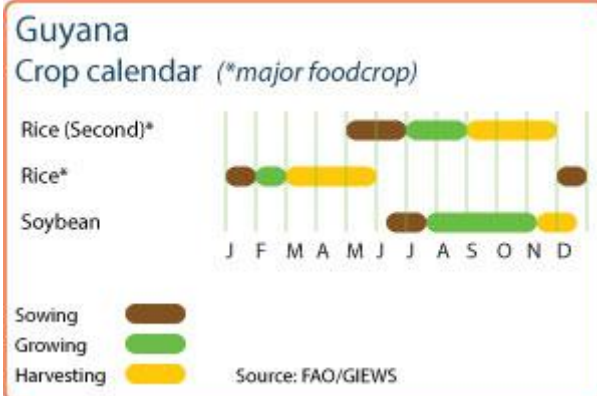
Uncertain prospects for the 2014 rice crop

Prospects for the 2014 first season rice crop, currently being harvested, are generally favourable as yields are estimated to be close to last year's high levels. However, plantings of the main second season rice crop, which starts in May, remain uncertain due to current low prices after last year's bumper crop. Early forecasts point to a lower 2014 aggregate (first and second seasons) rice production compared to last year's bumper crop.

The 2013 rice production is officially estimated at a record level of 739 000 tonnes. This is mainly due to record high plantings, in response to strong export demand, coupled with higher yields, following good weather conditions and improvements in agricultural infrastructure, such as drainage and irrigation systems.

Rice exports in 2013/14 marketing year expected to increase

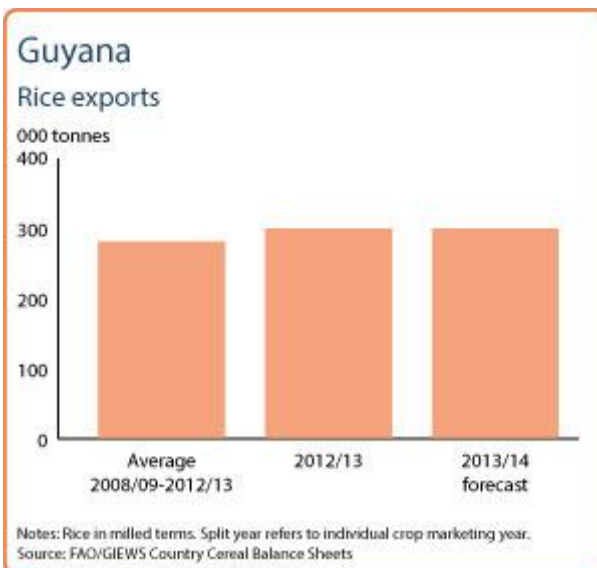
The country normally exports about three-quarters of its annual rice production and rice is the second most important exported product after gold. Despite slower than normal export flows to Venezuela -- the country's main buyer-- rice exports in 2013/14 (January/December) marketing year are anticipated to increase by some 10 percent to 360 000 tonnes, as a result of the high production in 2013 and strong demand. Guyana is also negotiating exports of up to 100 000 tonnes to Haiti.



Guyana Cereal production

	2008-2012 average	2012	2013 estimate	change 2013/2012
	000 tonnes		percent	
Rice (paddy)	577	649	739	14
Maize	4	4	4	0
Others	0	0	0	0
Total	581	653	743	14

Note: percentage change calculated from unrounded data.
Source: FAO/GIEWS Country Cereal Balance Sheets



Reference Date: 07-January-2014

FOOD SECURITY SNAPSHOT

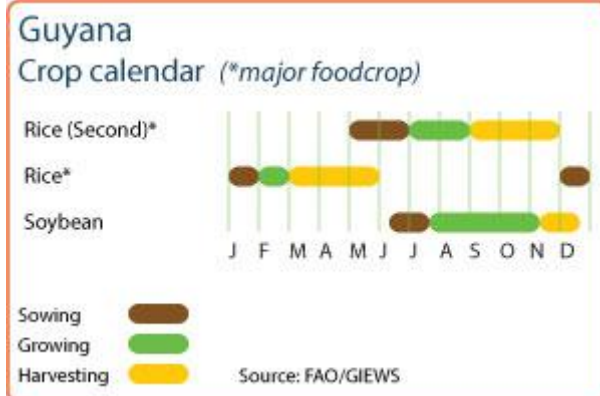
- Rice production in 2013 reached a record high
- Rice exports for 2013/14 marketing year expected to increase

Rice production in 2013 reached a record high

With the successful conclusion of the second paddy season in December and a record first season (January/July) crop, official estimates point to a record 2013 rice crop. Official estimates point to a 14 percent increase over last year's good harvest to 739 000 tonnes of paddy rice. This is highest level of rice production ever obtained in Guyana. The sharp increase is mainly due to record planting in response to high export demand and higher yields following both optimal weather conditions and improvements in agricultural infrastructure such as drainage and irrigation systems.

Rice exports for 2013/14 marketing year expected to increase

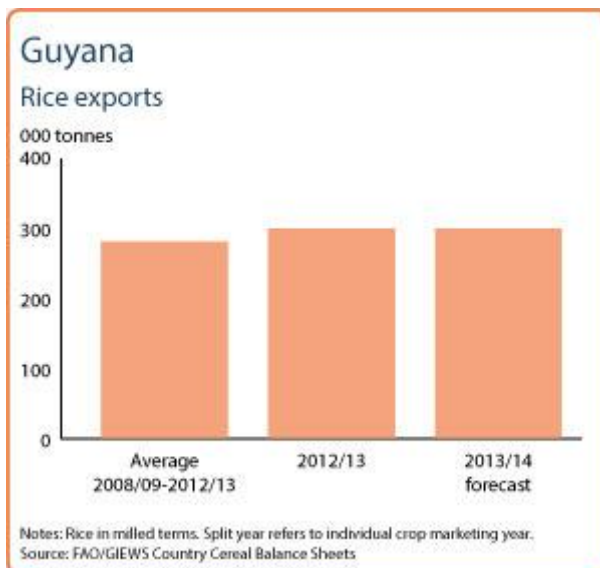
The country normally exports about three quarters of its annual rice output and is the country's second most important export after gold. With higher production levels and strong import demand—particularly from Venezuela—rice exports are estimated to increase by 10 percent to 360 000 tonnes in the 2013/14 (July/June) marketing year.



Guyana Cereal production

	2008-2012 average	2012	2013 estimate	change 2013/2012
	000 tonnes			percent
Rice (paddy)	577	649	739	14
Maize	4	4	4	0
Others	0	0	0	0
Total	581	653	743	14

Note: percentage change calculated from unrounded data.
Source: FAO/GIEWS Country Cereal Balance Sheets



Reference Date: 15-November-2013

FOOD SECURITY SNAPSHOT

- 2013 Rice production forecast at new record high
- Rice exports for 2013/14 marketing year expected to increase

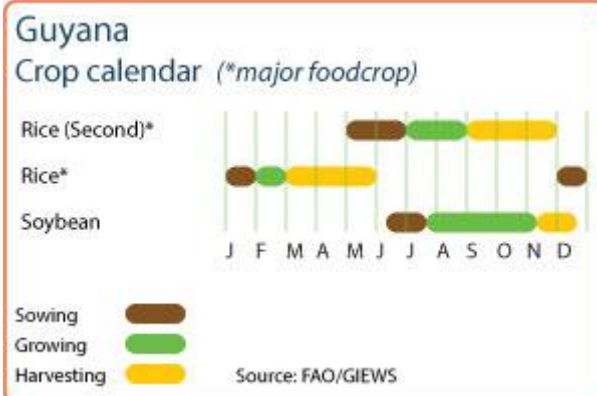
2013 Rice production forecast at new record high

Harvesting of the 2013 second season paddy is well underway and expected to be completed in late December. Favourable weather conditions benefited crop development during the growing season and production is estimated to be good. Harvesting of the 2013 first paddy crop season, which represents more than half of aggregate national output was completed earlier and according to official estimates it was 18 percent up from last year's high levels. Previous forecasts for 2013 aggregate rice production have been revised upward to reach a new record high of 739 000 tonnes, almost 14 percent above last year's bumper crop. The sharp increase is mainly due to higher yields following both optimal weather conditions and improvements in agricultural infrastructure.

Rice exports for 2013/14 marketing year expected to increase

The country normally exports about three quarters of its annual rice output. With higher production levels and strong import demand—particularly from Venezuela—rice exports are estimated to increase by 10 percent to 360 000 tonnes in the 2013/14 (July/June) marketing year.

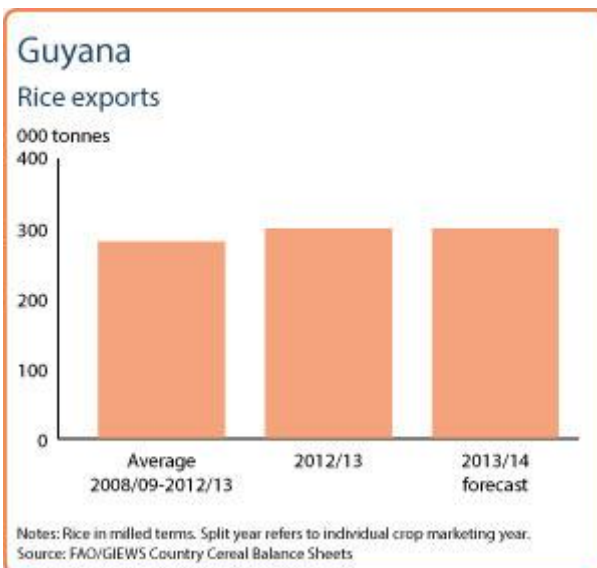
In May, Guyana renewed its PetroCaribe rice trade agreement with Venezuela for an additional year. Under this agreement, Guyana is to provide 140 000 tonnes of paddy and 70 000 tonnes of milled rice to Venezuela in 2013, payment for which is to be deducted from Guyana's oil arrears to Venezuela.



Guyana Cereal production

	2008-2012 average	2012	2013 forecast	change 2013/2012
	000 tonnes			percent
Rice (paddy)	549	554	559	1
Maize	4	4	4	0
Others	0	0	0	0
Total	553	558	563	1

Note: percentage change calculated from unrounded data.
Source: FAO/GIEWS Country Cereal Balance Sheets



Reference Date: 12-June-2013

FOOD SECURITY SNAPSHOT

- Rice production in 2013 forecast at new record level
- Rice exports to increase
- First sugar harvest sharply reduced

Rice production in 2013 forecast at new record level

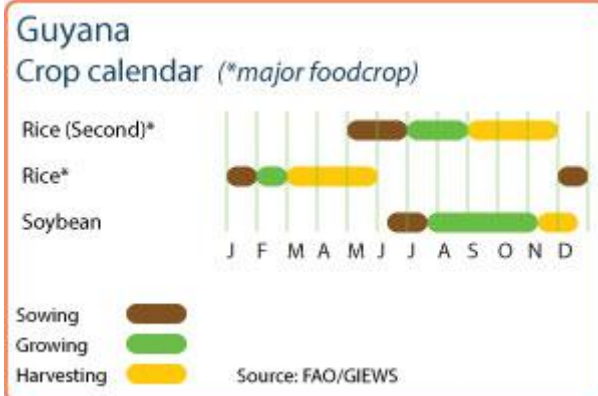
Harvesting of the 2013 first (December/May) paddy crop season, which represents slightly more than half of the aggregate national output, was completed in May. Official estimates indicate an output of approximately 377 000 tonnes of rice (paddy) or 18 percent higher than last year's previous record level. This good outcome mainly reflects higher yields following improvements in agricultural infrastructure. Sowing of the second (May/November) paddy season is well under way and expected to be completed at the end of June. Adequate rainfall levels so far have benefited field operations and early planted crops. Providing favourable growing conditions in the remainder of the season, a normal crop is anticipated. Early forecasts point to a 2013 aggregate production of 677 000 tonnes of rice (paddy) a new record high for the third consecutive year.

Rice exports to increase

The country normally exports about three quarters of its annual rice output. With higher production levels and strong import demand—particularly from Venezuela—rice exports are forecast to increase by 6 percent to 340 000 tonnes in the 2013/14 (July/June) marketing year.

First sugar harvest sharply reduced

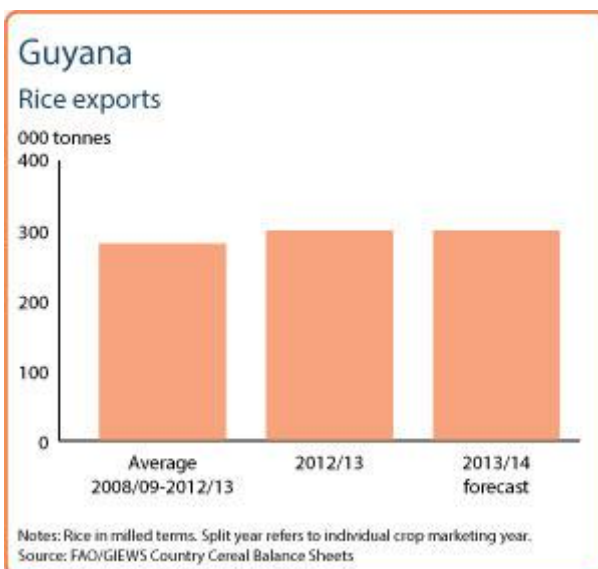
The first season 2013 sugar cane harvest--concluded in December--reached a record low of 48 000 tonnes, almost 30 percent lower than last year's same season level, as a result of unfavourable weather conditions during the growing season. This poor harvest significantly strains the country's ability to reach its EU quota of almost 167 000 tonnes. Early official forecast point to a second season harvest—ending in July--of 190 000 tonnes.



Guyana
Cereal production

	2008-2012 average	2012	2013 forecast	change 2013/2012
	000 tonnes		percent	
Rice (paddy)	577	649	677	4
Maize	4	4	4	0
Others	0	0	0	0
Total	581	653	681	4

Note: percentage change calculated from unrounded data.
Source: FAO/GIEWS Country Cereal Balance Sheets



Reference Date: 31-July-2012

FOOD SECURITY SNAPSHOT

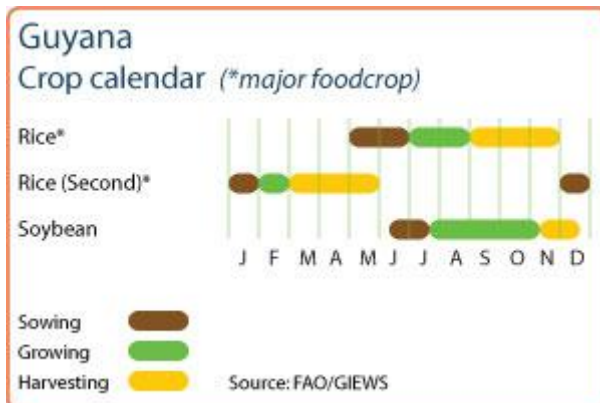
- The 2012 aggregate rice production forecast at record level
- Rice exports expected to be slightly above the high levels of 2011

The 2012 rice production forecast at record level

Harvesting of the 2012 first (spring) paddy crop season, which represents about 50 percent of the aggregate national output, was completed in May. According to remote sense analysis, vegetation conditions for crops during the growing period (December-January) in the main producing regions (2, 5 and 6) were generally normal. The output is estimated at about 320 000 tonnes, slightly above the bumper harvest of the same season last year. The good production is mainly the result of higher yields, as farmers benefited from improved seed varieties and from improvements in drainage and irrigation systems. Despite of heavy rains and floods in late January and early February, damages to crops were not severe at national level, as a result of flood-control systems and other measures adopted by the Government to minimize losses.

Planting of the 2012 second (autumn) paddy crop season was completed in June under satisfactory weather and providing favourable growing conditions in the remainder of the season, a normal crop is anticipated. Early forecast point to a 2012 aggregate rice production (autumn and spring crops) of about 634 000 tonnes, 3 percent higher than the bumper crop of 2011, reflecting higher plantings and yields. The Government is promoting rice cultivation in the Savannah lands as an alternative to coastal areas, where most of the rice is currently cultivated but which have been increasingly affected by flooding.

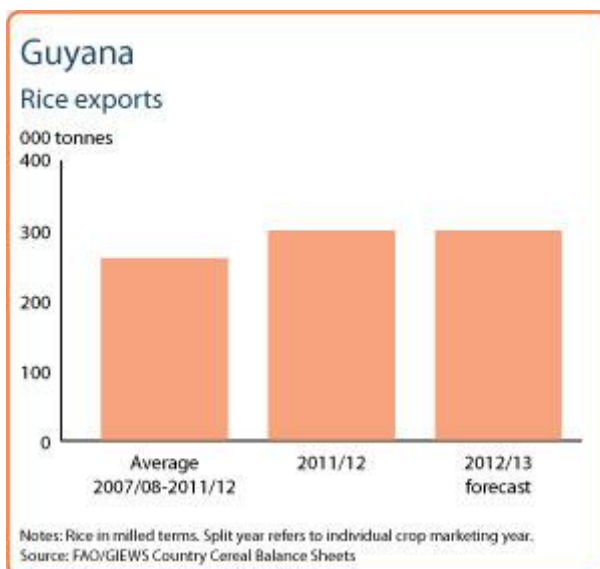
The country exports about half of the total rice output and exports are forecast at around 310 000 tonnes in 2012/13 marketing year (January/December), 3 percent above the high levels of the past year.



Guyana Cereal production

	2007-2011 average	2011	2012 forecast	change 2012/2011
	000 tonnes		percent	
Rice (paddy)	539	618	634	3
Maize	4	4	4	0
Others	0	0	0	0
Total	543	622	638	3

Note: percentage change calculated from unrounded data.
Source: FAO/GIEWS Country Cereal Balance Sheets



Reference Date: 27-February-2012

FOOD SECURITY SNAPSHOT

- Heavy rains in January resulted in widespread flooding
- Record 2011 paddy production

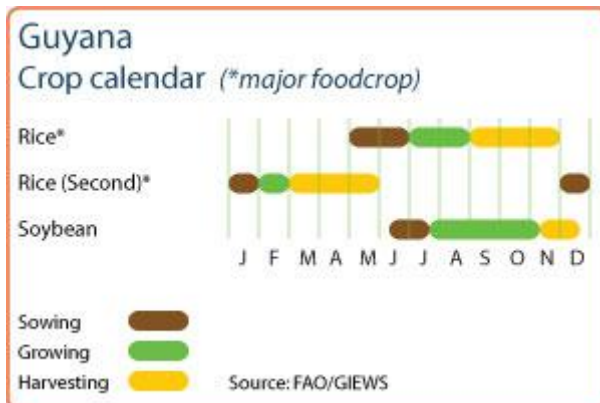
Heavy rains caused flooding in several regions

Heavy rainfall in January resulted in severe flooding in several communities in Regions 1, 2, 3, 4, 5 and 6. An assessment to the damages, including that to agriculture, is not yet available.

Planting of the 2012 secondary paddy crop season was completed in January. The abundant precipitation of late January have been, so far, generally beneficial to the early planted rice crop and no damage has been yet reported; however, should the fields become inundated, the crops will be affected. The Government is taking preventive measures to avoid potential crop losses.

Record 2011 paddy production

The 2011 rice production is estimated at 584 000 tonnes (380 000 tonnes in milled terms), 7 percent above the 2010 level. This reflects an expansion in the area planted and higher yields reflecting government production support programmes and favourable weather throughout the cropping season



Guyana
Cereal production

	2006-2010 average	2010	2011 estimate	change 2011/2010
	000 tonnes			percent
Rice (paddy)	507	548	584	7
Maize	4	4	4	0
Others	0	0	0	0
Total	511	552	588	7

Note: percentage change calculated from unrounded data.
Source: FAO/GIEWS Country Cereal Balance Sheets

Reference Date: 10-February-2011

FOOD SECURITY SNAPSHOT

- Planting of the 2011 second season paddy crop is concluded, prospects mostly favourable so far, 2010 cereals output will fall below 2009
- The 2011 rice production (first and second seasons in milled terms) is forecast at a record of 380 000 tonnes
- Record rice exports in 2010 with about 320 000 tonnes

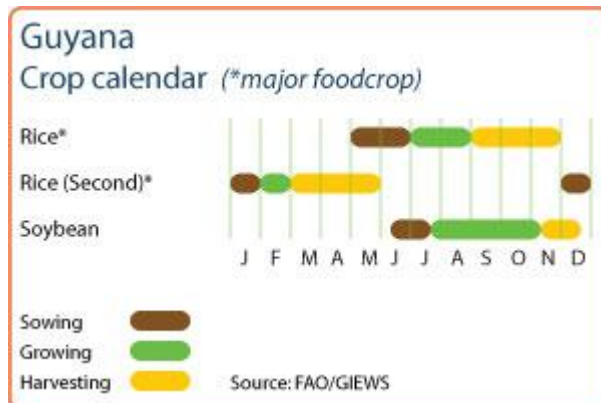
Favourable prospects for the 2011 paddy crop

Good weather conditions during December and January favoured planting of the 2011 second paddy crop season. According to remote sense analysis Regions 2, 5 and 6, representing approximately 75 percent of paddy production of the current cropping season, present above normal vegetation conditions, better than at the same time last year.

Current forecast for the aggregate 2011 paddy production indicate an increase of some 5 percent from the previous year to a record level of some 585 000 tonnes (380 000 tonnes in milled terms). This reflects higher yields as farmers benefit from improved varieties of rice and expectations of favourable weather conditions.

Good 2010 paddy production and record rice exports

The 2010 rice production is estimated at 554 000 tonnes (360 000 tonnes in milled terms), slightly below to 2009's record and the ice industry in Guyana recorded its highest export of 320 000 tonnes.

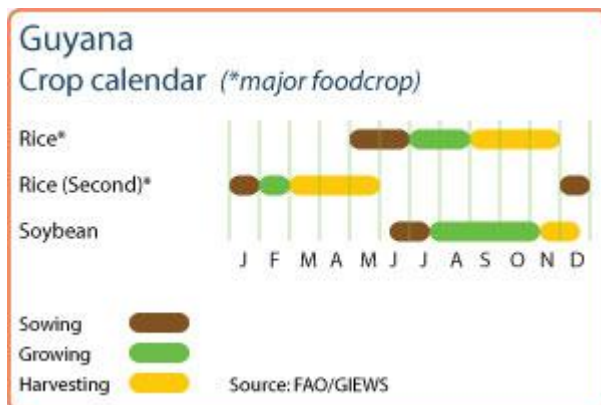


Reference Date: 08-April-2010

Below average rainfall affected 2009 paddy production

Since May 2009, many parts of the country have been experiencing below average rainfall levels. In Regions Two and Three, emergency interventions have been carried out in February by the Ministry of Agriculture to bring relief to the farmers affected by the prolonged drought conditions through the distribution of planting materials and fertilizers for cash crops.

Due to the unfavourable precipitations that limited the availability of water for irrigation, aggregate paddy rice production for 2009 (both main and second season, whose harvest is ongoing) is forecast at 470 000 tonnes, approximately 7 percent lower than the previous year's bumper harvest.



Guyana
Cereal production

	2004-2008 average	2008	2009 estimate	change 2009/2008
	000 tonnes			percent
Rice (paddy)	471	507	470	-7
Maize	3	4	4	0
Total	474	511	474	-7

Note: percentage change calculated from unrounded data.
Source: FAO/GIEWS Country Cereal Balance Sheets

Reference Date: 10-September-2009

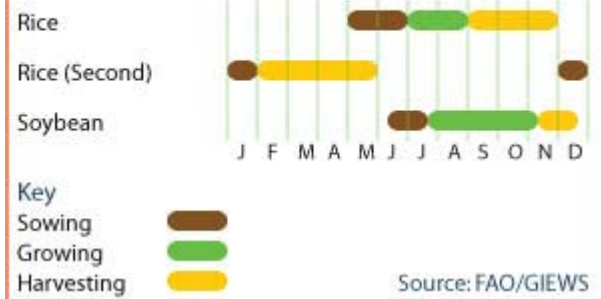
FOOD SECURITY SNAPSHOT

- Satisfactory rice output in almost all producing regions

Good rice output for just harvested cycle

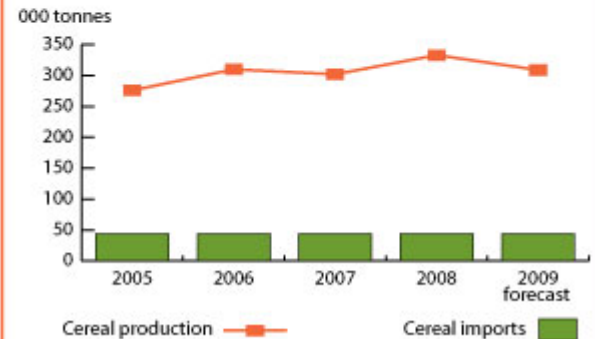
Rice harvesting has been completed throughout the fertile Atlantic coastal plain. Yields are reported to have been increased in all producing regions except for Region V due to unfavourable heavy rains occurred at the beginning of the season that partially affected crop development. In some regions the paddy was *past its prime* which resulted in grains overly mature dropping off the stalk. Approximately 60 200 hectares of rice were cultivated during the present crop cycle. Region II and Region VI are the leading rice producers in the country with about 12 000 and 19 000 hectares respectively.

Crop calendar Guyana



Cereal production and imports Guyana

Cereal production	2004-2008	2008	2009	change
	average		forecast	2009/2008
	000 tonnes			percent
Rice (milled)	307	329	305	-7.3%
Maize	3	4	4	0%
Total Cereals	310	333	309	-7.2%



Source: FAO/GIEWS Country Cereal Balance Sheets